



# The National Insurance Board Of The Commonwealth Of The Bahamas

June 30, 2009

The Honourable Zhivargo S. Laing, M.P.  
Minister of State  
Ministry of Finance  
Cecil Wallace-Whitfield Centre  
Cable Beach, New Providence  
The Bahamas

Dear Minister Laing:

## Re: The National Insurance Board's 2008 Annual Report

In accordance with Section 47(1) of the National Insurance Act, 1972, I have the privilege of submitting to you, on behalf of the Board of Directors, the Annual Report of the National Insurance Board for the year 2008.

Included with this report is the account of securities in which monies forming part of the National Insurance Fund are invested in accordance with the Third Schedule of the Act and the accounts certified by the Auditor pursuant to Section 47(1) of the National Insurance Act, 1972, together with the Report of the Auditor.

Sincerely yours,

---

Patrick Ward  
*Chairman*



# TABLE OF CONTENTS

PAGE	CONTENT
4	Minister and Board of Directors
5	Committees of the Board
6	Executive Management Team
7	Report on Operations
15	2008 Audited Financial Statements
67	Securities Forming Part of the National Insurance Fund
	Statistical Appendix



2008

# Minister and Board of Directors



Hon. Zhivargo Laing, M.P.  
*Minister of State,  
Ministry of Finance*



Patrick Ward  
*Chairman*



Archdeacon  
E. Etienne Bowleg  
*Deputy Chairman*



Roy Colebrooke  
*Member*



Van Diah  
*Member*



Philcher Grant  
*Member*



Brian Nutt  
*Member*



John Pinder  
*Member*



Winston C. Rolle  
*Member*



Troy Sampson  
*Member*



Harold Watson  
*Member*



Dennis Williams  
*Member*



# COMMITTEES OF THE BOARD

## **Human Resources**

*Patrick Ward*

Archdeacon E. Etienne Bowleg

Roy Colebrooke

## **Building/Tenders**

*Harold Watson*

John Pinder

Philip Kemp

Theophilus Farquharson

## **Finance/Investment**

*Peter Carey*

Troy Sampson

Van Diah

Philcher Grant

## **Audit**

*Van Diah*

Dennis Williams

Denise Turnquest

## **Operations**

*Winston C. Rolle*

Brian Nutt

John Pinder

# Executive Management Team 2008



Algernon Cargill  
*Director*



Anthony Curtis  
*Sr. Deputy Director*



Sonia Gill  
*Financial Controller*



Azella Major  
*Deputy Director*



Cecile Bethel  
*Deputy Director*



Whitney Patton  
*Chief Internal Auditor*



Heather Maynard  
*Legal Officer*



Andre Bethel  
*IT Manager*



Dr. Kevin Bowe  
*Medical Officer*



Melicianna Bethel  
*Assistant Director*



Richenda King  
*Assistant Director*



Derek Osborne  
*Actuary Consultant*



# Report on Operations

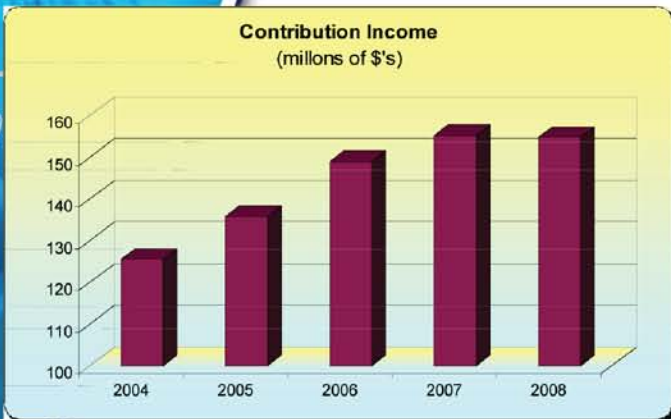
The following table provides a summary comparison of financial and operational performance in 2008 with that of 2007.

PERFORMANCE INDICATORS	2008	2007	% CHANGE
Contribution Income (gross)	\$155.2 m	\$155.5 m	-0.2%
Investment Income	81.3 m	88.7 m	-8.3%
Benefits Expenditure	152.1 m	139.5 m	9.0%
Administrative Expenditure	32.8 m	31.5 m	4.1%
Excess of Income over Expenditure	54.3 m	75.7 m	-28.3%
Year-end Reserves	1,546 m	1,492 m	3.6%
Year-end Investments	1,498 m	1,438 m	4.2%
Administrative Expenditure as % of Contribution Income (Gross)	21.2%	20.3%	4.4%
Yield on Investments	5.7%	6.5%	-12.6%
# Contributing Employers	13,573	12,793	6.1%
# Contributing Self-Employed Persons	5,533	4,762	16.2%
# Active Employees	141,000	142,000	-0.7%
# Short-term Benefit Claims Awarded	30,287	29,223	3.6%
# Long-term Benefit Claims Awarded	2,520	2,093	20.4%
# Contributory Pensioners (at year-end)	21,731	20,686	5.1%
# Assistance Pensioners (at year-end)	5,881	5,960	-1.3%
# Employees (December)	477	488	-2.3%

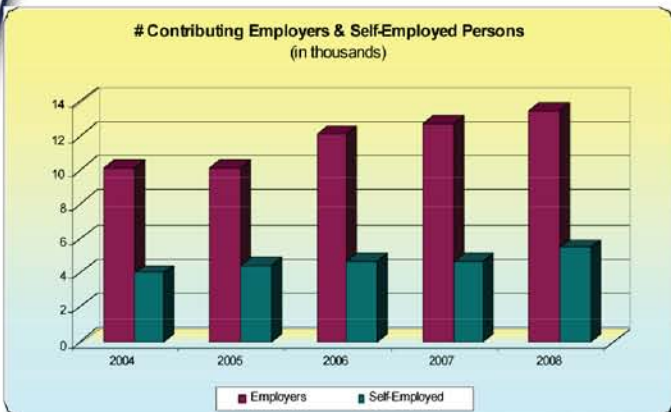


## CONTRIBUTIONS

Due to the global economic downturn and its effects on The Bahamas, contribution income decreased slightly in 2008 by 0.2% from \$155.5 million in 2007 to \$155.2 million.

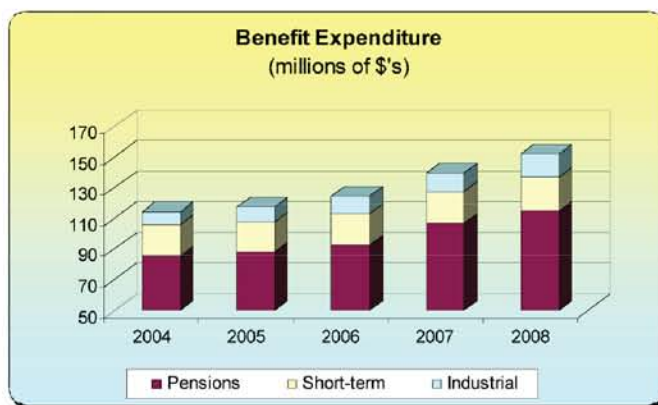


The decrease in contribution collections was primarily due to reductions in employment levels in the second half of 2008.

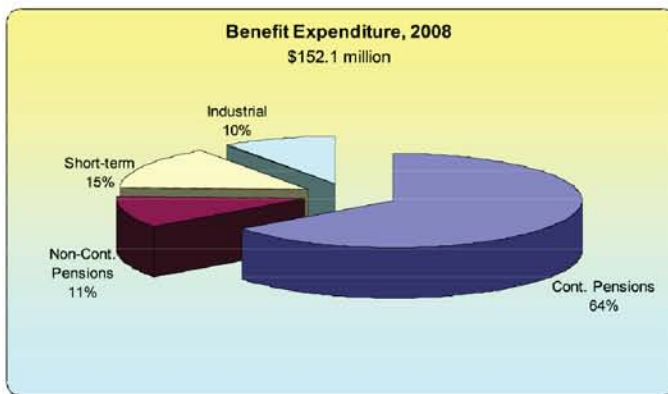


## BENEFITS

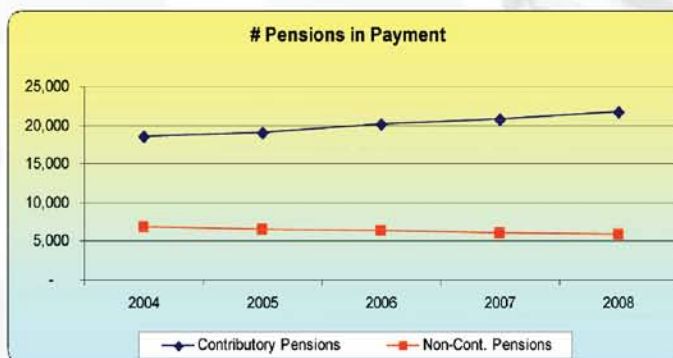
In 2008, benefit payments totalled \$152.1 million, an increase of 9.0% over the amount paid in 2007. Short-term Benefits (Sickness, Maternity and Funeral) totalled \$22.1 million, up from \$21.1 million in 2007, while Industrial Benefits (Injury, Medical Care, Disablement and Death) payments, increased from \$11.6 million to \$14.8 million. Most of the increase was attributable to increased Medical Care expenditure.



There was an increase in contributory pensions (Retirement, Invalidity, Survivors) from \$90.5 million to \$98.5 million, while non-contributory pensions (Old-Age, Invalidity and Survivors) increased from \$16.3 million to \$16.7 million. A small portion of these increases was due to the pension adjustments to account for inflation which took effect in March, 2007.

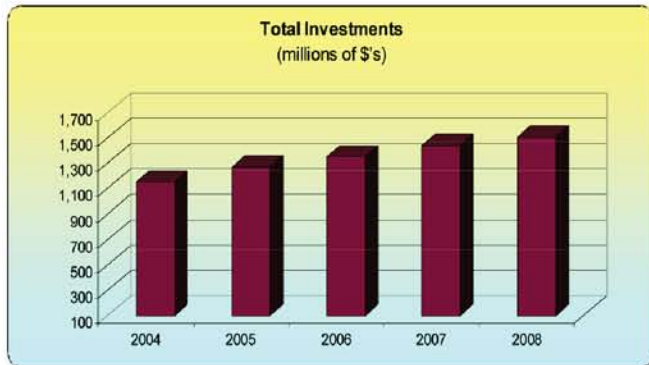


As expected, the number of contributory pensions increased during 2008 while the number of non-contributory, or assistance pensions decreased. In December 2008, a total of 27,612 persons were receiving National Insurance pensions – 21,731 contributory and 5,881 non-contributory.

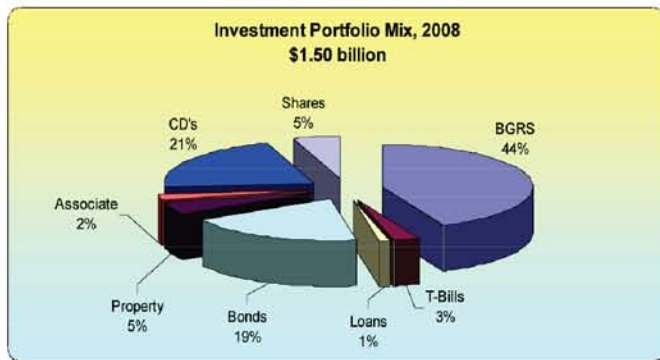


## INVESTMENTS

At the end of 2008, National Insurance investments totaled \$1.50 billion, up from \$1.44 billion at the end of 2007. Increases in year-end balances over the past five years are shown below.

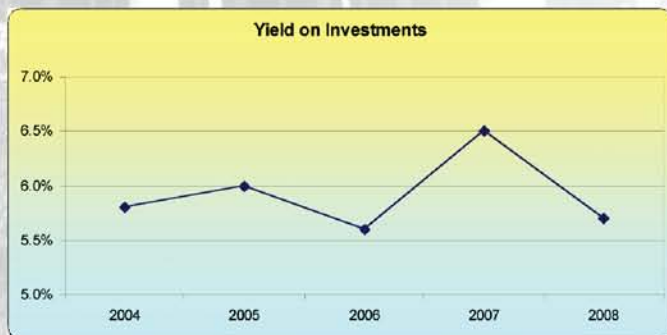


The following chart illustrates the mix of investments held as of 31<sup>st</sup> December, 2008. There was no major change in the mix of investments during the year.



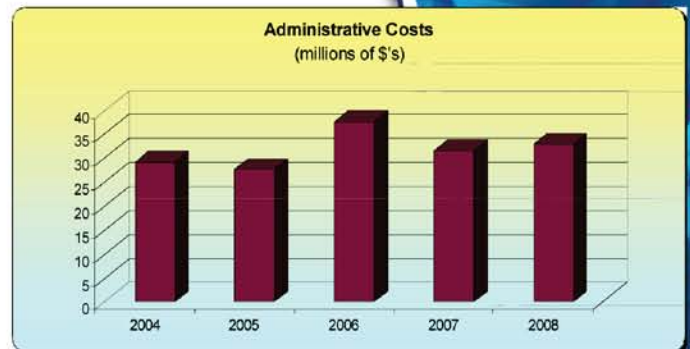
*Associate represents NIB's holdings of Bank of Bahamas shares.*

In 2008 there was \$7.4 million decrease in investment income. This resulted in the yield on investments falling from 6.5% in 2007 to 5.7% in 2008. This decline was due primarily to a reduction in unrealized gains on investments measured at fair value and fair value adjustments of investment property. Illustrated below is the 5-year trend of investment yields.

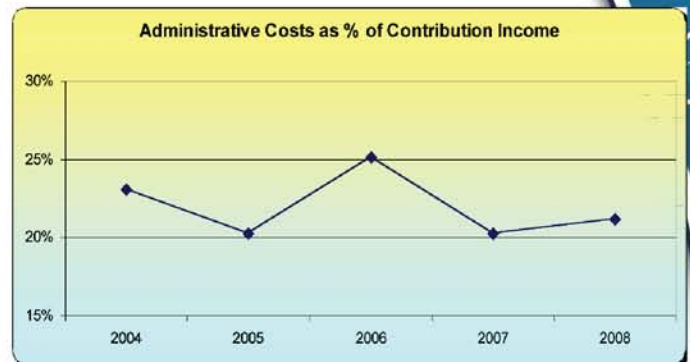


## ADMINISTRATIVE EXPENSES

During 2008, administrative expenses increased by 4.1% from \$31.5 million to \$32.8 million.



The proportion of contribution income that was spent on administrative expenses increased slightly in 2008 from 20.3% to 21.2%.





# Delivering On The Promise

The primary objective of the National Insurance Programme is to reduce economic hardship on workers of the country when they are unable to engage temporarily or permanently in gainful employment. Through contributions paid into the Programme, income security is provided and a national savings pool is maintained.

In 2008, every area of the Board's operations, no matter their function within the organization, was focused on protecting and strengthening the Programme and Fund so as to deliver on the promise made to workers and their dependents, not just for today, but well into the future.

*"Delivering on the Promise"* was, in fact, the theme of the Board's 34th Anniversary celebrations in 2008. Commemorative activities included the re-launch of [www.nib-bahamas.com](http://www.nib-bahamas.com), which now features a number of exciting elements. For instance, for the first time, persons around the world can download benefit and contribution forms and in some instances submit them online. Another exciting feature of the website is the new song, "Delivering on the Promise," produced by Fred Ferguson of Blue Hole Productions. The upbeat song plays in a continuous loop reel while visitors browse the attractive site.

## ADMINISTRATION

2008 saw ministerial and executive portfolio changes for NIB. Social Security was taken out of the Ministry of Housing & National Insurance, which had been headed by the Honourable Kenneth Russell, and placed within the Ministry of Finance, headed by the Right Honourable Hubert Ingraham, with the Honourable Zhivargo Laing as Minister of State.

During the year, there were several key changes in the personnel of the Board's executive management team: Algernon Cargill, on October 20, assumed the post of Director, a position left vacant with the departure of Lennox McCartney in 2007. Anthony Curtis had served as Acting Director during the 10-month interim period; he resumed his post as Senior Deputy Director. V. Theresa Burrows, Deputy Director with responsibility for Human Resources and Training, left the Board in early 2008; Richenda King was appointed Assistant Director - Human Resources on 1<sup>st</sup> October.

## HUMAN RESOURCES

Some 100 of the Board's employees were promoted during 2008. These promotions were mainly in clerical and the Inspectorate areas of the Board's operations.

Increases from industrial contracts resulted in a 3% pay increase to middle Management staff, effective 8<sup>th</sup> April, 2008, and 5% to non-Management staff, effective 1<sup>st</sup> June, 2008.

In October, NIB held its Long-Service Awards Ceremony, honouring some 73 staff as follows:

25 years:	18
20 years:	51
10 years:	4

In addition to the above-specified long-service milestones observed by the 73 staff members, nine others staff members were noteworthy in 2008, in that they were the last of the pioneering staffers who joined the Board at the inception in 1974 or earlier. Those nine remaining pioneers are pictured at right.





# Our Remaining Pioneers



**Sonia Adderley**  
*Clerical Supervisor I*  
*Employed*  
*November 12, 1973*



**Alfred Johnson**  
*Senior Audit Clerk*  
*Employed*  
*November 12, 1973*



**Winston Moss**  
*Senior Manager*  
*Employed*  
*November 12, 1973*



**Betty Outten**  
*Executive Secretary*  
*Employed*  
*November 12, 1973*



**Jennifer Peet**  
*Executive Secretary*  
*Employed*  
*November 12, 1973*



**Jacquelyn Rolle**  
*Deputy Accountant*  
*Employed*  
*November 12, 1973*



**Janet Bowleg**  
*Senior Assistant Manager*  
*Employed*  
*January 1, 1974*



**Vanria Jennings**  
*Senior Assistant Manager*  
*Employed*  
*September 1, 1974*



**Marjorieann Delaney**  
*Senior Inspector*  
*Employed*  
*October 1, 1974*



Overall, the staff count decreased slightly during the year, with the most notable subtraction being the death of William Bethel, Security Officer at the Clifford Darling Complex. Bethel died in February; he had been with the Board for almost 18 years.

The summary of staff movements in 2008 is as follows:

No. of employees at December, 2007	488
New Hires	7
Retired	4
Separations (resignations/terminations)	13
Deaths	1
No. of employees at December, 2008	<u>477</u>
Staff in New Providence	338
Staff in Family Islands	139
Non-management Staff	372
Management Staff	89
Executive management	12
Consultants	2
Secondments	2

## PROSECUTIONS & COMPLIANCE

In 2008, the Legal Department brought 491 cases to court, as compared to 496 in 2007. These cases were heard in Abaco, Andros, Exuma, Grand Bahama, New Providence and Long Island. As in previous years, the majority of cases were for charges relating to failure to produce records. The second most popular charge was failure to pay, followed by failure to register a business as prescribed under the National Insurance Act.

Of the employers and self-employed persons charged, 95% acknowledged their guilt and agreed to settle their arrears; the remainder went to trial and were convicted and fined by the magistrate.

Despite the success of the Legal Department, however, legal action is NIB's last resort and is undertaken only when businesses/self-employed persons fail to cooperate – e.g., when they fail to take advantage of the relatively generous option of entering into instalment agreements to resolve arrears.

Responsibility for the management of instalment agreements was turned over to the newly formed Special Compliance Unit in late 2008. This Unit is leading a concerted and focused compliance effort that is already reaping benefits. At the end of the year, 839 instalment agreements had been signed with a dollar value of some \$5,200,638. This is as compared to 456 agreements in 2007.

With instalment agreements, 40% of arrears must be paid up front, and the balance paid in increments over a specified period – up to five years (the 40% in this instance represents the portion of contributions that were payable on behalf of, and in many cases deducted from the employee's wages).

## AMNESTY PERIOD

Though the National Insurance Act has always allowed for interest to be charged on arrears of contributions, interest had not been consistently applied. To address this issue, NIB initiated a number of measures in 2008, including the universal implementation of interest on late contributions. Due to the downturn in the national economy, however, NIB delayed the automatic application of interest by affording delinquent employers and self-employed persons a three-month interest amnesty period – from 6<sup>th</sup> October to 31<sup>st</sup> December, 2008.

## AUDIT

The Board's Audit Department continued its diligence in securing the Board's assets and revenue from fraud in 2008. The unprecedented improvement of and unfettered accessibility to modern technology has caused increased pressures on the Board's Fraud Department. A good percentage of the cases investigated during the year related to the counterfeiting of the Board's benefit cheques.

## APPEALS PROCESS

### Appeals Tribunal

Attorney Michael Foulkes served as Chairman of the Board's Appeal Tribunal, with Attorney Kelly Bostwick as alternate Chairman. Hotelier Robert D.L. Sands, and businessman T. Gordon Rodland represented the interests of the Employer on the Tribunal, and Unionists Percival Sweeting and Colin Wright, represented the interest of the workers.

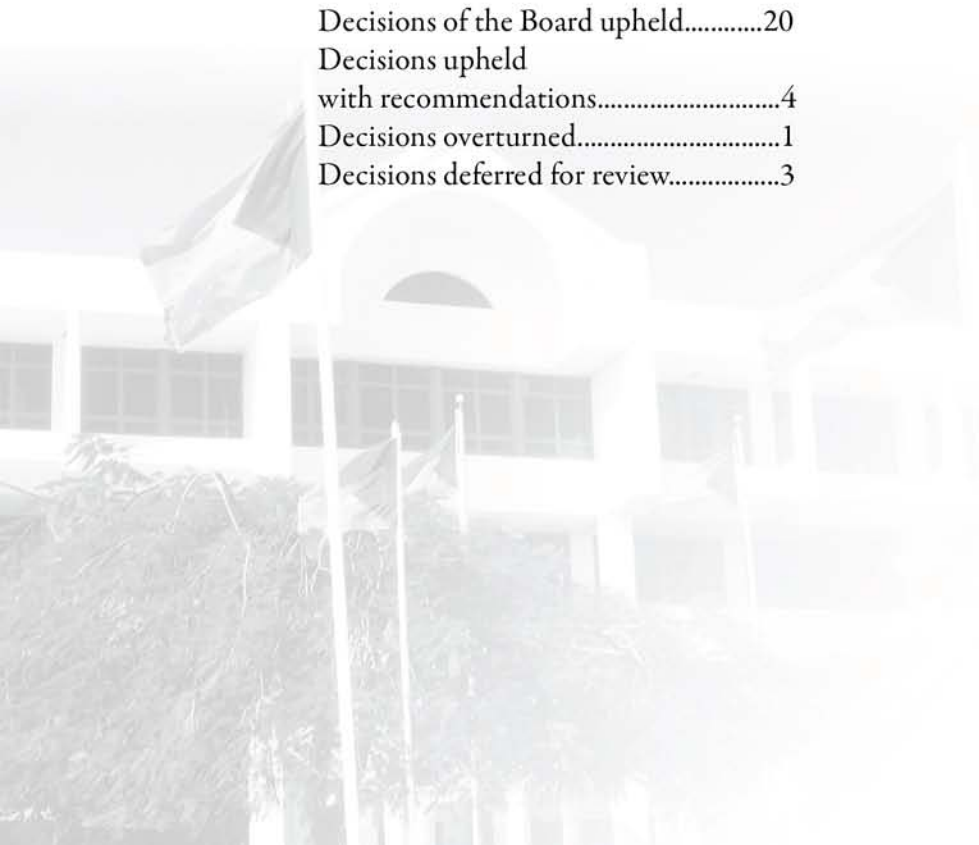
During the year, there were 12 sittings of the Appeal Tribunal, with the outcome as follows:

Decisions of the Board upheld.....	9
Decisions overturned.....	1
Decisions deferred for review.....	2

### Medical Appeals Board

The Medical Appeals Board is a three-member panel, comprised of medical practitioners from the wider community. The panel presides over cases where the decision of NIB is appealed and where such appeal is rooted in medical issues. In 2008, Dr. Timothy Barrett, Dr. Winston Campbell, Dr. Christine Chin, Dr. Nelson Clarke, Dr. Ilsa Grant-Taylor, Dr. C. Eugene Gray, and Dr. Charles Johnson, served as panelists, alternately. 28 cases were adjudicated by them and were decided as follows:

Decisions of the Board upheld.....	20
Decisions upheld with recommendations.....	4
Decisions overturned.....	1
Decisions deferred for review.....	3







# The National Insurance Board

CONSOLIDATED FINANCIAL STATEMENTS  
DECEMBER 31, 2008



**PricewaterhouseCoopers**  
 Providence House  
 East Hill Street  
 P.O. Box N-3910  
 Nassau, Bahamas  
 Website: www.pwc.com  
 E-mail: pwebs@bs.pwc.com  
 Telephone (242) 302-5300  
 Facsimile (242) 302-5350

## INDEPENDENT AUDITORS' REPORT

### To the Government of the Commonwealth of The Bahamas

We have audited the accompanying consolidated financial statements of the National Insurance Fund and its subsidiary (together, the Fund), which comprise the consolidated balance sheet as of December 31, 2008, and the consolidated statement of income and expenditure, consolidated statement of changes in reserves and consolidated cash flow statement for the year then ended, and a summary of significant accounting policies and other explanatory notes.

#### *Management's Responsibility for the Financial Statements*

Management is responsible for the preparation and fair presentation of these consolidated financial statements in accordance with International Financial Reporting Standards, and with the requirements of the National Insurance Act and the National Insurance (Financial and Accounting) Regulations. This responsibility includes: designing, implementing and maintaining internal control relevant to the preparation and fair presentation of financial statements that are free from material misstatement, whether due to fraud or error; selecting and applying appropriate accounting policies; and making accounting estimates that are reasonable in the circumstances.

#### *Auditors' Responsibility*

Our responsibility is to express an opinion on these consolidated financial statements based on our audit. We conducted our audit in accordance with International Standards on Auditing. Those standards require that we comply with ethical requirements and plan and perform the audit to obtain reasonable assurance whether the financial statements are free from material misstatement.

An audit involves performing procedures to obtain audit evidence about the amounts and disclosures in the financial statements. The procedures selected depend on the auditors' judgment, including the assessment of the risks of material misstatement of the financial statements, whether due to fraud or error. In making those risk assessments, the auditors consider internal control relevant to the entity's preparation and fair presentation of the financial statements in order to design audit procedures that are appropriate in the circumstances, but not for the purpose of expressing an opinion on the effectiveness of the entity's internal control. An audit also includes evaluating the appropriateness of accounting policies used and the reasonableness of accounting estimates made by management, as well as evaluating the overall presentation of the financial statements.



# PRICEWATERHOUSECOOPERS

## *Auditors' Responsibility (continued)*

We believe that the audit evidence we have obtained is sufficient and appropriate to provide a basis for our audit opinion.

## *Opinion*

In our opinion, the accompanying consolidated financial statements present fairly, in all material respects, the financial position of the Fund as of December 31, 2008, and its financial performance and its cash flows for the year then ended in accordance with International Financial Reporting Standards, and with the requirements of the National Insurance Act and the National Insurance (Financial and Accounting) Regulations.

*PriceWaterhouseCoopers.*

**Chartered Accountants  
Nassau, Bahamas**

**June 25, 2009**

**The National Insurance Fund**  
(Established under the laws of the Commonwealth of The Bahamas)

**Consolidated Balance Sheet**  
**As of December 31, 2008**  
(Expressed in Thousands of Bahamian dollars)

	Notes	2008 \$	2007 \$
<b>ASSETS</b>			
Cash on hand and at banks	3	11,127	14,167
Receivables and advances	4	7,823	8,197
Prepaid expenses and deposits		417	1,599
		<u>19,367</u>	<u>23,963</u>
<b>Investments</b>			
At fair value through profit or loss:			
Equity securities	5	69,609	62,221
Loans and receivables:			
Certificates of deposit	6(a)	322,764	269,093
Bahamas Government registered stocks	6(b)	651,350	668,863
Bahamas Mortgage Corporation bonds	6(c)	125,855	133,128
Education Loan Authority bonds	6(d)	44,516	44,748
Bahamas Development Bank bonds	6(e)	44,563	38,506
Bahamas Government treasury bills	6(f)	43,174	34,615
Bahamas Electricity Corporation bonds	6(g)	25,653	15,482
Bank of The Bahamas Limited bonds	6(h)	17,044	17,010
Loans to Bahamas Government corporations	6(i)	14,864	18,504
Bahamas Government US\$ notes	6(j)	13,979	-
Clifton Heritage Authority bonds	6(k)	8,005	7,982
Preference shares	6(l)	4,500	5,500
Latin American Investment Bank (Bahamas) Ltd. bonds	6(m)	3,313	3,236
Bridge Authority bonds	6(n)	2,835	2,825
Fidelity Bank (Bahamas) Limited notes	6(o)	2,537	-
Consolidated Water (Bahamas) Ltd. bonds	6(p)	2,038	2,038
FirstCaribbean International Bank (Bahamas) Limited notes	6(q)	-	3,680
Net investment in finance leases	7	56,584	55,643
Investment property	8	11,430	21,264
Investment in associate	9	33,591	33,367
		<u>1,498,204</u>	<u>1,437,705</u>
<b>Total investments</b>			
Computer software		564	654
Property, plant and equipment	10	39,591	39,178
Construction in progress – finance leases	11	35,354	31,824
		<u>1,593,080</u>	<u>1,533,324</u>
<b>TOTAL ASSETS</b>			

The accompanying notes are an integral part of these consolidated financial statements.

**The National Insurance Fund**  
 (Established under the laws of the Commonwealth of The Bahamas)

**Consolidated Balance Sheet**  
**As of December 31, 2008**  
 (Expressed in Thousands of Bahamian dollars)  
 (Continued)

	Notes	2008 \$	2007 \$
<b>LIABILITIES</b>			
Accounts payable and accrued expenses	12	5,742	5,804
Staff pension fund	13	37,803	32,797
Accrued benefits payable		<u>3,275</u>	<u>3,094</u>
<b>TOTAL LIABILITIES</b>		<b><u>46,820</u></b>	<b><u>41,695</u></b>
<b>RESERVES</b>			
Short-term benefits	31	8,418	9,566
Pensions	31	1,300,762	1,250,017
Industrial benefits	31	105,047	103,112
Medical benefits	31	111,640	107,749
Disablement and death benefits	31	19,817	20,609
Fidelity bond	14 & 31	<u>576</u>	<u>576</u>
<b>TOTAL RESERVES</b>		<b><u>1,546,260</u></b>	<b><u>1,491,629</u></b>
<b>TOTAL LIABILITIES AND RESERVES</b>		<b><u>1,593,080</u></b>	<b><u>1,533,324</u></b>

APPROVED BY THE BOARD OF DIRECTORS AND SIGNED ON ITS BEHALF BY:



**Chairman**



**Director**



**Financial Controller**

June 18, 2009

**Date**

The accompanying notes are an integral part of these consolidated financial statements.



## The National Insurance Fund

### Consolidated Statement of Income and Expenditure For the Year Ended December 31, 2008 (Expressed in Thousands of Bahamian dollars)

	Notes	2008 \$	2007 \$
<b>INCOME</b>			
<b>Contributions</b>			
Employers		99,490	101,267
Insured persons		52,166	51,117
Self-employed persons		3,504	3,071
Voluntarily insured persons		2	7
		<u>155,162</u>	<u>155,462</u>
Refund of contributions		(301)	(141)
<b>Total net contributions</b>		<b><u>154,861</u></b>	<b><u>155,321</u></b>
Grant from Consolidated Fund	15	4,900	4,900
Income from investments	16	78,194	83,631
Income from property	17	1,734	1,729
Share of profits of associate	9	1,351	3,295
Other income		<u>284</u>	<u>227</u>
<b>Total income (carried forward)</b>		<b><u>241,324</u></b>	<b><u>249,103</u></b>

The accompanying notes are an integral part of these consolidated financial statements.

## The National Insurance Fund

### Consolidated Statement of Income and Expenditure For the Year Ended December 31, 2008 (Expressed in Thousands of Bahamian dollars) (Continued)

	Notes	2008 \$	2007 \$
<b>Total income (brought forward)</b>		<b>241,324</b>	<b>249,103</b>
<b>EXPENDITURE</b>			
<b>Benefits expenditure</b>			
Short-term		22,139	21,139
Pensions		115,139	106,705
Industrial		11,152	8,327
Disablement and death benefits		3,690	3,311
<b>Total benefits expenditure</b>		<b>152,120</b>	<b>139,482</b>
<b>Administrative expenditure</b>			
Staff salaries, allowances and benefits	22	23,949	22,484
Staff voluntary early retirement package	20	-	119
Expenses of the Board of Directors		138	175
Amortisation		379	243
Depreciation	10	1,356	1,451
Other expenses	21	7,002	7,052
<b>Total administrative expenditure</b>		<b>32,824</b>	<b>31,524</b>
<b>Expenditure of the medical benefits branch</b>			
Administrative expenditure		905	1,398
Depreciation	10	758	828
<b>Total expenditure of the medical benefits branch</b>		<b>1,663</b>	<b>2,226</b>
<b>Other expenditure</b>			
Provision for doubtful accounts		-	10
Impairment provision on investments	6(i)	386	128
<b>Total other expenditure</b>		<b>386</b>	<b>138</b>
<b>Total expenditure</b>		<b>186,993</b>	<b>173,370</b>
<b>EXCESS OF INCOME OVER EXPENDITURE</b>		<b>54,331</b>	<b>75,733</b>

The accompanying notes are an integral part of these consolidated financial statements.



## The National Insurance Fund

### Consolidated Statement of Changes in Reserves For the Year Ended December 31, 2008 (Expressed in Thousands of Bahamian dollars)

	Notes	Short-term		Pensions		Industrial		Medical		Disability and Death		Fidelity Bond		Total	
		2008	2007	2008	2007	2008	2007	2008	2007	2008	2007	2008	2007	2008	2007
<b>INCOME</b>															
Contributions, net		25,552	25,628	114,442	114,782	13,163	13,202	1,704	1,709	-	-	-	-	154,861	155,321
Grant from Consolidated Fund		-	-	4,900	4,900	-	-	-	-	-	-	-	-	4,900	4,900
Income from investments		364	464	68,854	75,107	4,776	4,434	3,224	2,726	976	900	-	-	78,194	83,631
Income from property		-	-	1,179	1,178	-	-	555	551	-	-	-	-	1,734	1,729
Share of profits of associate		-	-	1,351	3,295	-	-	-	-	-	-	-	-	1,351	3,295
Periodically payable disability and death benefits transferred from income and expenditure account of industrial benefits branch:															
Disability	18	-	-	-	-	-	-	-	-	1,922	2,325	-	-	1,922	2,325
Death	18	-	-	-	-	-	-	-	-	-	-	-	-	-	-
Other income		71	57	71	57	71	57	71	56	-	-	-	-	284	227
<b>Total income</b>		<b>25,987</b>	<b>26,149</b>	<b>190,797</b>	<b>199,319</b>	<b>18,010</b>	<b>17,693</b>	<b>5,554</b>	<b>5,042</b>	<b>2,898</b>	<b>3,225</b>	-	-	<b>243,246</b>	<b>251,428</b>
<b>EXPENDITURE</b>															
Benefits:															
Sickness benefit		11,468	10,921	-	-	-	-	-	-	-	-	-	-	11,468	10,921
Maternity benefit		7,244	6,903	-	-	-	-	-	-	-	-	-	-	7,244	6,903
Maturity grant		1,440	1,448	-	-	-	-	-	-	-	-	-	-	1,440	1,448
Funeral benefit		1,983	1,846	-	-	-	-	-	-	-	-	-	-	1,983	1,846
Sickness assistance		4	21	-	-	-	-	-	-	-	-	-	-	4	21
Retirement benefit		-	-	74,922	68,398	-	-	-	-	-	-	-	-	74,922	68,398
Invalidity benefit		-	-	10,281	9,831	-	-	-	-	-	-	-	-	10,281	9,831
Survivors' benefit		-	-	13,280	12,269	-	-	-	-	-	-	-	-	13,280	12,269
Old age non-contributory pensions		-	-	7,353	7,285	-	-	-	-	-	-	-	-	7,353	7,285
Invalidity assistance		-	-	7,662	7,449	-	-	-	-	-	-	-	-	7,662	7,449
Survivors' assistance		-	-	1,641	1,473	-	-	-	-	-	-	-	-	1,641	1,473
Medical care		-	-	-	-	9,473	6,910	-	-	-	-	-	-	9,473	6,910
Injury benefit		-	-	-	-	1,617	1,367	-	-	-	-	-	-	1,617	1,367
Disability grant		-	-	-	-	62	50	-	-	-	-	-	-	62	50
Payment of current periodically payable benefits affected during the year:															
Disability	18	-	-	-	-	-	-	-	-	3,353	2,994	-	-	3,353	2,994
Death	18	-	-	-	-	-	-	-	-	337	317	-	-	337	317
<b>Total expenditure</b>		<b>22,139</b>	<b>21,139</b>	<b>115,139</b>	<b>106,705</b>	<b>11,152</b>	<b>8,327</b>	<b>-</b>	<b>-</b>	<b>3,690</b>	<b>3,311</b>	-	-	<b>152,120</b>	<b>139,482</b>
Disability benefit – capital value		-	-	-	-	1,922	2,325	-	-	-	-	-	-	1,922	2,325
Death benefit – capital value		5,130	5,030	24,683	23,822	3,011	2,672	1,663	2,226	-	-	-	-	34,487	33,750
Administrative expenditure		-	-	386	138	-	-	-	-	-	-	-	-	386	138
Other expenditure		-	-	-	-	-	-	-	-	-	-	-	-	-	-
<b>Total expenditure</b>		<b>27,269</b>	<b>26,169</b>	<b>140,208</b>	<b>130,665</b>	<b>16,085</b>	<b>13,324</b>	<b>1,663</b>	<b>2,226</b>	<b>3,690</b>	<b>3,311</b>	-	-	<b>188,915</b>	<b>175,695</b>
<b>EXCESS/(DEFICIENCY) OF INCOME OVER EXPENDITURE</b>		<b>(1,282)</b>	<b>(20)</b>	<b>50,589</b>	<b>68,654</b>	<b>1,925</b>	<b>4,369</b>	<b>3,891</b>	<b>2,816</b>	<b>(792)</b>	<b>(86)</b>	-	-	<b>54,331</b>	<b>75,733</b>
<b>RESERVES, beginning of year</b>		<b>9,566</b>	<b>9,565</b>	<b>1,250,017</b>	<b>1,180,969</b>	<b>103,112</b>	<b>98,552</b>	<b>107,749</b>	<b>104,933</b>	<b>20,609</b>	<b>20,695</b>	<b>576</b>	<b>576</b>	<b>1,491,629</b>	<b>1,415,290</b>
Transfer to reserves		134	21	156	394	10	191	-	-	-	-	-	-	300	606
<b>RESERVES, end of year</b>		<b>8,418</b>	<b>9,566</b>	<b>1,300,762</b>	<b>1,250,017</b>	<b>105,047</b>	<b>103,112</b>	<b>111,640</b>	<b>107,749</b>	<b>19,817</b>	<b>20,609</b>	<b>576</b>	<b>576</b>	<b>1,546,260</b>	<b>1,491,629</b>

The accompanying notes are an integral part of these consolidated financial statements.

## The National Insurance Fund

### Consolidated Cash Flow Statement For the Year Ended December 31, 2008 (Expressed in Thousands of Bahamian dollars)

	2008 \$	2007 \$
<b>CASH FLOWS FROM OPERATING ACTIVITIES</b>		
Excess of income over expenditure	54,331	75,733
Adjustments:		
Grant from Consolidated Fund	(4,900)	(4,900)
Income from investments	(78,194)	(83,861)
Income from property	(1,734)	(1,729)
Share of profits of associate	(1,351)	(3,295)
Loss on write-off of computer software	18	-
Loss on disposal/write-off of property, plant and equipment	226	3
Amortisation	379	243
Depreciation	2,114	2,279
Provision for doubtful accounts	-	10
Impairment provision on investments	386	128
Grant from Consolidated Fund received	<u>4,900</u>	<u>5,553</u>
<b>Deficit before working capital changes</b>	<b>(23,825)</b>	<b>(9,836)</b>
Increase in receivables and advances	(203)	(282)
(Increase)/Decrease in prepaid expenses and deposits	1,182	(1,056)
Increase/(Decrease) in accounts payable and accrued expenses	238	(891)
Increase in staff pension fund	5,006	3,356
Increase in accrued benefits payable	<u>181</u>	<u>836</u>
<b>Net cash used in operating activities</b>	<b>(17,421)</b>	<b>(7,873)</b>
<b>CASH FLOWS FROM INVESTING ACTIVITIES</b>		
Interest received – trustee and other securities	68,613	63,552
Dividends received	2,443	2,676
Proceeds from finance leases	9,001	10,775
Income received from property	1,485	3,010
Dividends received from associate	1,127	1,127
Proceeds from sale of equity securities	248	19
Proceeds on maturity of certificates of deposit	256,364	183,194
Proceeds on maturity of Bahamas Government registered stocks	30,040	37,660
Proceeds on maturity of Bahamas Mortgage Corporation bonds	7,200	5,600
Net movement in Bahamas Government treasury bills	9,856	2,965
Proceeds on maturity of Bank of The Bahamas Limited bonds	-	600
Proceeds from loans to Bahamas Government corporations	3,702	4,378
Proceeds on redemption of preference shares	1,000	1,000
Proceeds on maturity of Latin American Investment Bank (Bahamas) Ltd. bonds	93	572



## The National Insurance Fund

### Consolidated Cash Flow Statement For the Year Ended December 31, 2008 (Expressed in Thousands of Bahamian dollars) (Continued)

	2008 \$	2007 \$
<b>CASH FLOWS FROM INVESTING ACTIVITIES (Continued)</b>		
Proceeds on redemption of FirstCaribbean International Bank (Bahamas) Limited notes	3,650	-
Proceeds from sale of property, plant and equipment	86	79
Proceeds from settlement of reverse repos	-	24,000
Purchase of equity securities	(4,390)	(2,040)
Placements of certificates of deposit	(286,522)	(225,454)
Purchase of Bahamas Government registered stocks	(12,784)	(98,961)
Purchase of Bahamas Development Bank bonds	(6,000)	(9,000)
Purchase of Bahamas Electricity Corporation bonds	(10,000)	(15,000)
Purchase of Bank of The Bahamas Limited bonds	(26)	-
Additional loans to Bahamas Government corporations	-	(7,000)
Purchase of Bahamas Government US\$ notes	(13,755)	-
Purchase of Clifton Heritage Authority bonds	(23)	-
Purchase of Bridge Authority bonds	(11)	-
Purchase of Fidelity Bank (Bahamas) Limited notes	(2,500)	-
Purchase of First Caribbean International Bank (Bahamas) Limited notes	-	(150)
Purchase of investment property	(7)	(396)
Additions to computer software	(307)	(407)
Purchase of property, plant and equipment	(2,839)	(3,080)
Additions to construction in progress – finance leases	(698)	(6,896)
Disbursements for reverse repos	-	(24,000)
<b>Net cash from/(used in) investing activities</b>	<b>55,046</b>	<b>(51,177)</b>
<b>Net increase/(decrease) in cash and cash equivalents</b>	<b>37,625</b>	<b>(59,050)</b>
Cash and cash equivalents, beginning of year	60,894	119,944
<b>Cash and cash equivalents, end of year (Note 3)</b>	<b>98,519</b>	<b>60,894</b>

The accompanying notes are an integral part of these consolidated financial statements.

## The National Insurance Fund

### Notes to the Consolidated Financial Statements December 31, 2008 (Expressed in Thousands of Bahamian dollars)

#### 1. General Information

The National Insurance Fund (the Fund) was established under The National Insurance Act (the Act). The major objective of the Fund is to provide pecuniary payments in respect of:

- (a) sickness, invalidity, maternity, retirement, death, industrial injury and disablement and death from industrial injury;
- (b) medical care;
- (c) social assistance for insured and other persons not qualifying for such payments as of right;
- (d) purposes connected with and incidental to the above matters.

Income is derived from contributions and return on investments. The daily operations of the Fund are governed by the Act and regulations pertaining thereto and are administered by the National Insurance Board (NIB). The Fund has one wholly-owned subsidiary, Cloughton House Limited.

#### 2. Summary of Significant Accounting Policies

The principal accounting policies adopted in the preparation of these consolidated financial statements are set out below. These policies have been consistently applied to all years presented, unless otherwise stated.

##### (a) Basis of preparation

The consolidated financial statements are prepared in accordance with International Financial Reporting Standards (IFRS), and with the requirements of the Act and the National Insurance (Financial and Accounting) Regulations (the Regulations). Further, the consolidated financial statements are prepared under the historical cost convention, except as disclosed in the accounting policies below.

The preparation of consolidated financial statements in conformity with IFRS requires management to exercise judgment in the process of applying the Fund's accounting policies. It also requires management to make estimates and assumptions that affect the reported amounts of assets and liabilities and disclosure of contingent assets and liabilities as of the date of the consolidated financial statements and the reported amounts of income and expenditure during the reporting period. Actual results could differ from those estimates. The areas involving a higher degree of judgment or complexity or areas where assumptions and estimates are significant to the consolidated financial statements are disclosed in Notes 2(e), 2(g), 2(h), 2(i), 2(l), 2(m) and 2(n).



## The National Insurance Fund

Notes to the Consolidated Financial Statements  
December 31, 2008  
(Expressed in Thousands of Bahamian dollars)  
(Continued)

### 2. Summary of Significant Accounting Policies (Continued)

#### (a) Basis of preparation (continued)

The consolidated financial statements do not take account of liabilities to pay benefits in the future. An actuarial valuation is performed every five years, with the latest valuation having been done as of December 31, 2006. Certain results of the actuarial valuation are described in Note 24(b).

Interpretations to existing standards that became effective for fiscal periods beginning on or after January 1, 2008 were not relevant to the Fund's operations and accordingly did not impact the Fund's accounting policies or consolidated financial statements.

With the exception of the amendments to IAS 1 *Presentation of Financial Statements* that become effective for fiscal periods beginning on or after January 1, 2009, the application of new standards and amendments and interpretations to existing standards that have been published but are not yet effective are not expected to have a material impact on the Fund's accounting policies or consolidated financial statements in the period of initial application. Upon adoption, the amendments to IAS 1 will require non-stakeholder changes in reserves to be presented separately from stakeholder changes in equity, resulting in a consolidated statement of comprehensive income. Additionally, when the Fund restates corresponding information, the amendment to IAS 1 will require the presentation of a restated balance sheet as of the beginning of the corresponding period.

#### (b) Consolidation

##### *Subsidiaries*

Subsidiaries are all entities over which the Fund has the power to govern the financial and operating policies generally accompanying a shareholding of more than one half of the voting rights. Subsidiaries are fully consolidated from the date on which control is transferred to the Fund. They are deconsolidated from the date that control ceases.

Intercompany transactions, balances and unrealised gains on transactions between group companies are eliminated. Unrealised losses are also eliminated except if they are considered an impairment indicator of the asset transferred. Accounting policies of subsidiaries are changed where necessary to ensure consistency with the policies adopted by the Fund.

## The National Insurance Fund

Notes to the Consolidated Financial Statements  
December 31, 2008  
(Expressed in Thousands of Bahamian dollars)  
(Continued)

### 2. Summary of Significant Accounting Policies (Continued)

#### (b) Consolidation (continued)

##### *Associates*

Associates are all entities over which the Fund has significant influence but not control, generally accompanying a shareholding of between 20% and 50% of the voting rights. Investments in associates are accounted for using the equity method of accounting and are initially recognised at cost. The investment in associates includes goodwill identified on acquisition, net of any accumulated impairment losses.

The Fund's share of its associates' post-acquisition profits or losses is recognised in the consolidated statement of income and expenditure, and its share of post-acquisition movements in reserves is recognised in reserves. The cumulative post-acquisition movements are adjusted against the carrying amount of the investment. When the Fund's share of losses in an associate equals or exceeds its interest in the associate, including any other unsecured receivables, the Fund does not recognise further losses, unless it has incurred obligations or made payments on behalf of the associate.

Unrealised gains on transactions between the Fund and its associates are eliminated to the extent of the Fund's interest in the associates. Unrealised losses are also eliminated unless the transaction provides evidence of an impairment of the asset transferred. Accounting policies of associates are changed where necessary to ensure consistency with the policies adopted by the Fund.

#### (c) Foreign currency translation

The consolidated financial statements are presented in Bahamian dollars, which is the functional and presentation currency of the Fund. Foreign currency transactions are translated into the functional currency using the exchange rates prevailing at the dates of the transactions. Foreign exchange gains and losses resulting from the settlement of such transactions and from the translation of monetary assets and liabilities at exchange rates prevailing as of the reporting date are recognised in the consolidated statement of income and expenditure.

#### (d) Cash and cash equivalents

For the purposes of the consolidated cash flow statement, cash and cash equivalents comprise cash on hand, deposits held at call with banks, other short-term highly liquid investments with original contractual maturities of three months or less and, if applicable, bank overdrafts.



## The National Insurance Fund

Notes to the Consolidated Financial Statements  
December 31, 2008

(Expressed in Thousands of Bahamian dollars)  
(Continued)

### 2. Summary of Significant Accounting Policies (Continued)

#### (e) Financial assets

The Fund classifies its financial assets into the following categories: financial assets at fair value through profit or loss; and loans and receivables. Management determines the classification of financial assets at initial recognition, based on the purpose for which they are acquired, and re-evaluates the classification on a regular basis.

Financial assets at fair value through profit or loss are those that are managed and their performance evaluated on a fair value basis. These financial assets are intended to be held for an indefinite period of time and may be sold in response to needs for liquidity or changes in interest rates, exchange rates or equity prices. Loans and receivables are non-derivative financial assets with fixed or determinable payments that are not quoted in an active market.

Regular-way purchases and sales of financial assets are recognised on the trade date, which is the date that the Fund commits to purchase or sell the asset. Financial assets are initially recognised at fair value plus transaction costs, except for financial assets at fair value through profit or loss where transaction costs are expensed as incurred. Financial assets are derecognised when the rights to receive cash flows from them have expired or when they have been transferred and the Fund has also transferred substantially all risk and rewards of ownership.

Financial assets at fair value through profit or loss are subsequently carried at fair value based on quoted prices for investments quoted in active markets; or valuation techniques, including recent arm's length transactions, discounted cash flow analysis and other valuation techniques commonly used by market participants, for unquoted securities. Gains and losses arising from sales and changes in fair value of these financial assets are recognised in the consolidated statement of income and expenditure in the period in which they arise.

Loans and receivables are carried at amortised cost using the effective interest method, less any provision for impairment.

#### (f) Sale and repurchase agreements

Securities sold subject to repurchase agreements (repos) are reclassified in the consolidated financial statements as pledged assets when the transferee has the right by contract or custom to sell or repledge the collateral; the counterparty liability is included in loans payable when applicable.

## The National Insurance Fund

Notes to the Consolidated Financial Statements  
December 31, 2008  
(Expressed in Thousands of Bahamian dollars)  
(Continued)

### 2. Summary of Significant Accounting Policies (Continued)

#### (f) Sale and repurchase agreements (continued)

Securities purchased under agreements to resell (reverse repos) are recorded as loans to the applicable counterparty. The difference between the sale and repurchase price is treated as interest and accrued over the life of the agreements using the effective interest method. Securities lent are retained in the consolidated financial statements.

#### (g) Impairment of financial assets

The Fund assesses at each balance sheet date whether there is objective evidence that a financial asset or group of financial assets is impaired. A financial asset or a group of financial assets is impaired and impairment losses are incurred if, and only if, there is objective evidence of impairment as a result of one or more events that occurred after the initial recognition of the asset (a loss event) and that loss event (or events) has an impact on the estimated future cash flows of the financial asset or group of financial assets that can be reliably estimated.

If there is objective evidence that an impairment loss on loans and receivables has been incurred, the amount of the loss is measured as the difference between the asset's carrying amount and the present value of estimated future cash flows (excluding future credit losses that have not been incurred) discounted at the financial asset's original effective interest rate. The carrying amount of the asset is reduced through the use of an allowance account and the amount of the loss is recognised in the consolidated statement of income and expenditure. When the asset is uncollectible, it is written off against the allowance account. Subsequent recoveries of amounts previously written off are credited to the consolidated statement of income and expenditure.

The amount of loss on financial assets at fair value through profit or loss is measured as the difference between the asset's carrying amount and the present value of estimated future cash flows discounted at the current market rate of interest for a similar financial asset.

#### (h) Investment property

Property that is held for long-term rental yields or for capital appreciation or both, and is not principally occupied by the Fund, is classified as investment property. Investment property comprises freehold land and office buildings.



## The National Insurance Fund

### Notes to the Consolidated Financial Statements

December 31, 2008

(Expressed in Thousands of Bahamian dollars)

(Continued)

#### 2. Summary of Significant Accounting Policies (Continued)

##### (h) Investment property (continued)

Investment property is measured initially at cost, including related transaction costs. Subsequently, investment property is carried at fair value. Fair value is based on valuation methods such as discounted cash flow projections and prices observed in recent transactions involving similar properties. Formal valuations are obtained from independent professionally qualified appraisers at least every three years. The fair value of investment property reflects, among other things, rental income from current leases and assumptions about rental income from future leases in the light of current market conditions. The fair value also reflects, on a similar basis, any cash outflows that could be expected in respect of the property.

Subsequent expenditure is charged to the asset's carrying amount only when it is probable that future economic benefits associated with the item will flow to the Fund and the cost of the item can be measured reliably. All repairs and maintenance costs are charged to the consolidated statement of income and expenditure during the financial period in which they are incurred.

Changes in fair values are recorded in the consolidated statement of income and expenditure.

##### (i) Property, plant and equipment

Land and buildings (except for investment property) principally comprise buildings that are significantly occupied by the Fund or occupied by medical clinics operated by the Government of the Commonwealth of The Bahamas (The Bahamas Government). Property, plant and equipment are stated at historical cost less depreciation, except land which is not depreciated. Historical cost includes expenditure that is directly attributable to acquisition of the items.

Subsequent costs are included in the carrying amount or recognised as a separate asset, as appropriate, when it is probable that future economic benefits associated with the item will flow to the Fund and the cost of the item can be measured reliably. Repairs and maintenance and costs of leasehold improvements are charged to the consolidated statement of income and expenditure during the financial period in which they are incurred.

## The National Insurance Fund

Notes to the Consolidated Financial Statements  
December 31, 2008  
(Expressed in Thousands of Bahamian dollars)  
(Continued)

### 2. Summary of Significant Accounting Policies (Continued)

#### (i) Property, plant and equipment (continued)

Depreciation on other assets is calculated using the straight-line basis to allocate costs (net of residual values) over estimated useful lives as follows:

Buildings	40 years
Office furniture and equipment	10 years
Computer hardware	3-5 years
Motor vehicles	4 years
Medical equipment	10 years

The assets' residual values and useful lives are reviewed, and adjusted if appropriate, at each balance sheet date. An asset's carrying amount is written down immediately to its recoverable amount if the asset's carrying amount is greater than its estimated recoverable amount. The recoverable amount is the higher of the asset's fair value less costs to sell and value in use.

Gains and losses on disposals are determined by comparing proceeds with the carrying amount and are recognised in the consolidated statement of income and expenditure.

#### (j) Computer software

Computer software comprises software packages and other costs associated with implementing the software and ensuring that it is fully operational. The asset is stated at historical cost less amortisation, calculated using the straight-line basis over the estimated useful life of three years.

#### (k) Leases

*The Fund is lessee*

Leases in which a significant portion of the risks and rewards of ownership are retained by the lessor, are classified as operating leases. Payments made under operating leases are charged to the consolidated statement of income and expenditure on a straight-line basis over the period of the lease.



## The National Insurance Fund

Notes to the Consolidated Financial Statements  
December 31, 2008  
(Expressed in Thousands of Bahamian dollars)  
(Continued)

### 2. Summary of Significant Accounting Policies (Continued)

#### (k) Leases (continued)

*The Fund is lessor*

##### Finance leases

For assets leased out under finance leases, the present value of the lease payments is recognised as net investment in finance leases in the consolidated balance sheet. The difference between the total gross lease payments and the present value of the lease payments is recognised as unearned finance income. Lease income is recognised over the term of the leases using the net investment method, which reflects a constant periodic rate of return.

Costs in relation to construction of assets intended to be leased out under finance leases are recognised as construction in progress – finance leases in the consolidated balance sheet. Costs include the expenditures that are directly attributable to the construction of the assets. In addition, the Fund recognises interest income, using the effective interest method, on the outstanding balance during the construction phase and includes this in the carrying amount. Upon completion of an asset, the amounts are transferred to net investment in finance leases.

##### Operating leases

Assets leased out under operating leases are included in investment property or property, plant and equipment in the consolidated balance sheet. Rental income is recognised in the consolidated statement of income and expenditure on a straight-line basis over the period of the lease.

#### (l) Employee benefits

NIB provides a defined benefit pension plan for all of its non-contractual, full time employees (the pension plan). A defined benefit pension plan is a pension plan that defines an amount of pension benefit that an employee will receive on retirement, usually as a function of one or more factors such as age, years of service and compensation. The Fund is obligated to fund the pension plan.

The liability recognised in the consolidated balance sheet is the present value of the defined benefit obligation as of the consolidated balance sheet date minus the fair value of plan assets, together with adjustments for unrecognised actuarial gains or losses and past service costs. The defined benefit obligation is calculated annually by an independent actuary using the projected unit credit method.

## The National Insurance Fund

Notes to the Consolidated Financial Statements  
December 31, 2008  
(Expressed in Thousands of Bahamian dollars)  
(Continued)

### 2. Summary of Significant Accounting Policies (Continued)

#### (l) Employee benefits (continued)

The present value of the defined benefit obligation is determined by discounting the estimated future cash outflows using interest rates of Bahamas Government securities that have terms to maturity approximating the terms of the related liability.

Actuarial gains and losses arising from experience adjustments and changes in actuarial assumptions, in excess of the greater of 10% of the value of plan assets and 10% of the defined benefit obligation are charged or credited to the consolidated statement of income and expenditure over the average remaining service lives. Past service costs are recognised immediately in the consolidated statement of income and expenditure, unless the changes to the pension plan are conditional on the employees remaining in service for a specified period of time (the vesting period). In this case, past service costs are amortised on a straight-line basis over the vesting period.

#### (m) Revenue recognition

Contributions are accounted for on a cash basis. Management has determined that due to the significant uncertainty of timing and amounts of contributions by participants the revenue recognition criteria are not satisfied until payments have been received.

Grants from the Consolidated Fund received from The Bahamas Government to subsidise the assistance benefits provided to non-contributory pensioners, are recognised as income in the period in which any conditions attached to the grant are satisfied. These amounts are presented gross in the consolidated statement of income and expenditure.

Interest income for all instruments measured at amortised cost is recognised in the consolidated statement of income and expenditure using the effective interest method. The effective interest method is a method of calculating the amortised cost of a financial asset and allocating the interest income over the relevant period. The effective interest rate is the rate that exactly discounts estimated future cash receipts through the expected life of the financial instrument or, when appropriate, a shorter period to the net carrying amount of the financial instrument. When calculating the effective interest rate, the Fund estimates cash flows considering all contractual terms of the financial instrument but does not consider future credit losses. The calculation includes all fees and points paid or received between parties to the contract that are an integral part of the effective interest rate, transaction costs and all other premiums or discounts.



## The National Insurance Fund

### Notes to the Consolidated Financial Statements

December 31, 2008

(Expressed in Thousands of Bahamian dollars)

(Continued)

#### 2. Summary of Significant Accounting Policies (Continued)

##### (m) Revenue recognition (continued)

Dividend income is recognised when the Fund's right to receive payment has been established. Rental income is recognised as disclosed in Note 2(k). Other income amounts are recognised on an accrual basis.

##### (n) Expense recognition

Benefits expenditure is recognised when the Fund's obligation to make payment has been established, generally upon approval of a claim submitted. Other expenses are recognised on an accrual basis.

##### (o) Unclaimed benefits

In accordance with section 15 of the National Insurance (Benefit and Assistance) Regulations, unclaimed benefits are legally extinguished after a period of eighteen months. Management has implemented a policy of reversing benefit liabilities, and crediting them directly to reserves, after a period of two years to provide for an extended period that may be granted to recipients of benefits based on the underlying circumstances.

##### (p) Apportionment of income, and administrative and other expenditure

The Regulations provide the following:

- i. Income from contributions shall be distributed among the benefit branches in the following proportions:

Short-term benefits reserve	16.5%
Pensions reserve	73.9%
Industrial benefits reserve	8.5%
Medical benefits reserve	<u>1.1%</u>
	<b><u>100.0%</u></b>

- ii. Income by way of grant from the Consolidated Fund under Section 45 of the Act shall be fully credited to the pensions' branch.
- iii. Income from investments shall be allocated to the benefits branch to which the investments relate.

## The National Insurance Fund

Notes to the Consolidated Financial Statements  
 December 31, 2008  
 (Expressed in Thousands of Bahamian dollars)  
 (Continued)

### 2. Summary of Significant Accounting Policies (Continued)

#### (p) Apportionment of income, and administrative and other expenditure (continued)

- iv. All other income, which cannot be identified with any specific branch, shall be distributed among the four benefit branches in equal parts.
- v. Administrative expenditure of the medical benefits branch shall be ascribed to that branch and all other administrative expenditure shall be distributed among the other three branches so that the proportion allocated to a particular branch shall be equal to the proportion which the sum of the contribution income and benefit expenditure shown in the income and expenditure account of that branch bears to the sum of the contribution income and benefits expenditure of the Fund as a whole.
- vi. For the years ended December 31, 2008 and 2007, the resulting proportion of administrative expenditure ascribed to the three benefit branches is as follows:

	2008	2007
Short-term benefits reserve	15.63%	15.95%
Pensions reserve	75.20%	75.57%
Industrial benefits reserve	<u>9.17%</u>	<u>8.48%</u>
	<u><b>100.00%</b></u>	<u><b>100.00%</b></u>

- vii. All other expenditure, which is not attributable to any specific branch, shall be distributed among the four benefit branches in equal parts.

#### (q) Taxation

The Fund is established under the laws of the Commonwealth of The Bahamas and is not subject to income, capital gains or other corporate taxes. The Fund's operations do not subject it to taxation in any other jurisdiction.

#### (r) Corresponding figures

Where necessary, corresponding figures are adjusted to conform with changes in presentation in the current year.



## The National Insurance Fund

### Notes to the Consolidated Financial Statements

December 31, 2008

(Expressed in Thousands of Bahamian dollars)

(Continued)

#### 3. Cash and Cash Equivalents

For the purposes of the consolidated cash flow statement, cash and cash equivalents comprise:

	2008 \$	2007 \$
Cash on hand	72	90
Cash at banks – current account	6,509	6,725
Cash at investment managers	144	711
Cash at Central Bank of The Bahamas	<u>4,402</u>	<u>6,641</u>
Cash on hand and at banks	11,127	14,167
Short-term highly liquid investments with original contractual maturities of three months or less:		
Certificates of deposit (Note 6(a))	64,000	41,750
Bahamas Government treasury bills (Note 6(f))	<u>23,392</u>	<u>4,977</u>
	<u><b>98,519</b></u>	<u><b>60,894</b></u>

Cash at the Central Bank of The Bahamas does not earn interest. The effective interest rate earned on cash and cash equivalents during the year was 4.20% (2007: 3.59%).

#### 4. Receivables and Advances

	2008 \$	2007 \$
Finance lease receivables	4,552	5,486
Rent receivable	917	668
Education loans – staff	606	605
Automobile loans – staff	443	438
Computer loans – staff	77	72
Advances to staff	163	244
Dividends receivable	628	520
Miscellaneous receivables	<u>490</u>	<u>217</u>
	7,876	8,250
Provision for doubtful accounts	<u>(53)</u>	<u>(53)</u>
	<u><b>7,823</b></u>	<u><b>8,197</b></u>

## The National Insurance Fund

### Notes to the Consolidated Financial Statements

December 31, 2008

(Expressed in Thousands of Bahamian dollars)

(Continued)

#### 5. Investments at Fair Value Through Profit or Loss

Investments at fair value through profit or loss held by the Fund comprise:

Units			2008	2007
2008	2007		\$	\$
		<i>Ordinary Shares / Mutual Funds</i>		
1,000	1,000	Bahamas Waste Limited	3	4
3,034,483	3,034,483	Cable Bahamas Limited	42,574	36,566
664,583	662,583	Commonwealth Bank Ltd.	4,652	5,586
447,296	442,882	Consolidated Water Co. Ltd.	1,118	2,232
23,320	15,070	FamGuard Corporation Limited	182	109
1,000	-	Fidelity International Investment Fund Limited Index Linked Sub Fund, Class N Shares, Series 1	1,000	-
145,372	72,716	Finance Corporation of Bahamas Limited	1,725	941
118,351	76,351	FirstCaribbean International Bank, (Bahamas) Limited	1,237	1,115
105,653	105,563	Freeport Oil Holdings Company Ltd.	546	547
98,630	76,390	ICD Utilities Limited	605	557
59,350	27,950	J.S. Johnson & Company Limited	659	307
			<u>54,301</u>	<u>47,964</u>
		<i>Preference Shares</i>		
2,000,000	2,000,000	Colina Holdings Bahamas Limited; Prime + 2.25%	2,000	2,000
87,460	87,360	Commonwealth Bank Ltd.; 7.00%	8,792	8,817
150	150	FamGuard Corporation Limited; Prime + 1.50%	150	150
4,365,375	3,290,000	Freeport Oil Holdings Company Ltd.; Prime + 1.75%	4,366	3,290
			<u>15,308</u>	<u>14,257</u>
			<u><b>69,609</b></u>	<u><b>62,221</b></u>

As of December 31, 2008, the cost of ordinary shares/mutual funds and preference shares totals \$33,601 (2007: \$30,506) and \$ 15,308 (2007: \$14,256), respectively.

	2008	2007
	\$	\$
Balance as of January 1	62,221	50,947
Purchases	4,390	2,040
Sales	(248)	(19)
Net realised gain	5	-
Net unrealised gain	3,241	9,253
<b>Balance as of December 31</b>	<u><b>69,609</b></u>	<u><b>62,221</b></u>



## The National Insurance Fund

### Notes to the Consolidated Financial Statements December 31, 2008

(Expressed in Thousands of Bahamian dollars)  
(Continued)

#### 6. Loans and Receivables

##### (a) Certificates of deposit

	2008 \$	2007 \$
Certificates of deposit	317,619	265,211
Provision for doubtful accounts	<u>(2,001)</u>	<u>(2,001)</u>
	315,618	263,210
Accrued interest	<u>7,146</u>	<u>5,883</u>
	<u><b>322,764</b></u>	<u><b>269,093</b></u>

During the year, certificates of deposit earned interest at rates of 4.50% to 7.00% (2007: 4.00% to 6.25%) per annum. The effective interest earned on certificates of deposit was 5.04% (2007: 5.01%).

The vast majority of certificates of deposit mature within 12 months of the consolidated balance sheet date. Certificates of deposit with original contractual maturities of three months or less totalling \$64,000 (2007: \$41,750) are included in cash and cash equivalents (See Note 3).

The Fund is permitted, under foreign exchange controls of the Central Bank of The Bahamas, to invest a maximum of \$12.5 million annually (\$3.125 million quarterly) in specific foreign currency investments commencing January 1, 2007. During 2006, the Fund was permitted to invest a maximum of \$25 million annually in specific foreign currency investments. Certificates of deposit as of December 31, 2008 include United States dollar (US\$) deposits of \$29,133 (2007: \$29,510).

As of December 31, 2008, the Fund has \$2,001 (2007: \$2,001) in certificates of deposit with Gulf Union Bank (Bahamas) Ltd., which is in compulsory liquidation. Accordingly, the Fund has made full provision for amounts outstanding. No payments were received in 2008 or 2007.

## The National Insurance Fund

### Notes to the Consolidated Financial Statements December 31, 2008

(Expressed in Thousands of Bahamian dollars)  
(Continued)

#### 6. Loans and Receivables (Continued)

##### (b) Bahamas Government registered stocks

Investments in Bahamas Government registered stocks have interest rates varying from 5.53% to 9.00% (2007: 5.53% to 9.00%) per annum, most of which are tied to the Bahamian dollar Prime rate (Prime).

Face Value		Description		
2008	2007		2008	2007
\$	\$		\$	\$
-	30,041	Prime + 0.28%; 5.88%; 2008	-	30,041
27,270	27,270	Prime + 0.13% to 0.81%; 6.00% to 6.63%; 2009	27,270	27,270
128,274	128,274	Prime + 0.22% to 1.06%; 6.63% to 9.00%, 2010-2014	128,274	128,274
172,261	172,245	Prime + 0.03% to 1.25%; 2015-2019	172,261	172,245
130,078	130,075	Prime + 0.13% to 0.56%; 2020-2024	130,078	130,075
140,757	165,746	Prime + 0.13% to 0.38%; 2025-2029	140,757	165,746
42,955	5,200	Prime + 0.34% to 0.63%; 2030-2037	42,955	5,200
			641,595	658,851
		Accrued interest	9,755	10,012
			<b>651,350</b>	<b>668,863</b>

The effective interest rate earned on Bahamas Government registered stocks was 6.12% (2007: 6.11%), and registered stocks with face values totalling \$45,973 (2007: \$61,867) have fixed interest rates varying from 5.88% to 9.00% (2007: 5.88% to 9.00%) and maturities ranging from 2009 to 2014 (2007: 2008 to 2014).

##### (c) Bahamas Mortgage Corporation bonds

These bonds are guaranteed by The Bahamas Government.

Series	Description	2008	2007
		\$	\$
K	15 year bonds; Prime less 2.00%; 2007-2008	-	3,700
B,D,G,J,L, N,O,P	20 year bonds; Prime less 2.00% to 3.50%; 2007-2026	93,600	97,100
A,C,H,M	25 year bonds; Prime less 1.00% to 5.00%; 2009-2018	30,500	30,500
		124,100	131,300
	Accrued interest	1,755	1,828
		<b>125,855</b>	<b>133,128</b>



## The National Insurance Fund

### Notes to the Consolidated Financial Statements

December 31, 2008

(Expressed in Thousands of Bahamian dollars)

(Continued)

#### 6. Loans and Receivables (Continued)

##### (c) Bahamas Mortgage Corporation bonds (continued)

As of December 31, 2008 and 2007 the face values of the bonds equal the carrying values, excluding accrued interest.

##### (d) Education Loan Authority bonds

These bonds are guaranteed by The Bahamas Government.

Face Value		Description		
2008	2007		2008	2007
\$	\$		\$	\$
15,000	15,000	Series A; Prime + 0.25%; 2018	16,162	16,262
6,200	6,200	Series B; Prime + 0.50%; 2023	6,746	6,778
18,800	18,800	Series C; Prime + 0.75%; 2028	20,693	20,790
			<u>43,601</u>	<u>43,830</u>
		Accrued interest	<u>915</u>	<u>918</u>
			<u><b>44,516</b></u>	<u><b>44,748</b></u>

##### (e) Bahamas Development Bank bonds

These bonds are guaranteed by The Bahamas Government.

Face Value		Description		
2008	2007		2008	2007
\$	\$		\$	\$
10,000	10,000	Series B; Prime less 1.00%; 2020	10,000	10,000
9,000	7,000	Series D; Prime less 1.00%; 2021	9,000	7,000
15,000	15,000	Series A; Prime; 2024	15,000	15,000
10,000	6,000	Series C; Prime; 2026	10,000	6,000
			<u>44,000</u>	<u>38,000</u>
		Accrued interest	<u>563</u>	<u>506</u>
			<u><b>44,563</b></u>	<u><b>38,506</b></u>

## The National Insurance Fund

### Notes to the Consolidated Financial Statements December 31, 2008 (Expressed in Thousands of Bahamian dollars) (Continued)

#### 6. Loans and Receivables (Continued)

##### (f) Bahamas Government treasury bills

Bahamas Government treasury bills yield 2.65% to 3.20% per annum (2007: 2.70% to 3.50%) and mature within 183 days.

Face Value		Description		
2008	2007		2008	2007
\$	\$		\$	\$
-	5,000	2.70%; 03/04/08	-	4,977
-	30,000	3.40%-3.50%; 05/08/08	-	29,638
21,250	-	2.65%-2.76%; 02/01/09	21,200	-
2,202	-	2.70%; 03/03/09	2,192	-
20,000	-	3.10%-3.20%; 07/05/09	19,782	-
			<u>43,174</u>	<u>34,615</u>

As of December 31, 2008, the cost of Bahamas Government treasury bills totals \$42,929 (2007: \$34,452). The effective interest rate earned on the treasury bills was 3.13% (2007: 3.01%).

Bahamas Government treasury bills with maturities of three months or less totalling \$23,392 (2007: \$4,977) are included in cash and cash equivalents (See Note 3).

##### (g) Bahamas Electricity Corporation bonds

During the year, the Fund purchased Bahamas Electricity Corporation (BEC) fixed rate Series "B" bonds due in 2021 and Series "C" bonds due in 2026, with face values totalling \$6,495 (2007: \$Nil) and \$3,520 (2007: \$15,037), respectively. The proceeds of the bond issue are to be used by BEC to pay off existing debt and finance capital expenditures. The bonds were purchased for \$6,485 (2007: \$Nil) and \$3,515 (2007: \$15,000), and earn interest at a rate of 6.41% and 6.56% per annum, respectively.

As of December 31, 2008, the carrying amount includes accrued interest of \$653 (2007: \$482).



## The National Insurance Fund

### Notes to the Consolidated Financial Statements December 31, 2008

(Expressed in Thousands of Bahamian dollars)  
(Continued)

#### 6. Loans and Receivables (Continued)

##### (h) Bank of The Bahamas Limited bonds

Face Value		Description		
2008	2007		2008	2007
\$	\$		\$	\$
3,500	3,500	Series A; Prime; 2012	3,500	3,500
4,800	4,800	Series B; Prime; 2013	4,800	4,800
2,600	2,600	Series C; Prime; 2014	2,600	2,600
6,100	6,100	Series D; Prime; 2015	6,100	6,100
26	-	Series F; Prime + 1.75%; 2022	26	-
			17,026	17,000
		Accrued interest	18	10
			<b>17,044</b>	<b>17,010</b>

The Series A, B, C and D bonds are supported by Bank of The Bahamas Limited's Government Guaranteed Advanced Education Loan Scheme portfolio. The Series F bonds are mortgage-backed bonds supported by the performing mortgage loan portfolio of Bank of The Bahamas Limited.

##### (i) Loans to Bahamas Government corporations

	01/01/08	Additional Funds	Repayments/ Adjustments	12/31/08
	\$	\$	\$	\$
BEC (a)	3,117	-	(800)	2,317
BEC (b)	8,086	-	(2,902)	5,184
BMC	7,000	-	-	7,000
	18,203	-	(3,702)	14,501
Accrued interest	429	-	-	877
	18,632	-	-	15,378
Provision for impairment	(128)	-	-	(514)
	<b>18,504</b>	-	-	<b>14,864</b>

## The National Insurance Fund

### Notes to the Consolidated Financial Statements December 31, 2008 (Expressed in Thousands of Bahamian dollars) (Continued)

#### 6. Loans and Receivables (Continued)

##### (i) Loans to Bahamas Government corporations

###### *BEC*

- (a) On December 1, 1989, a loan facility for BEC in the amount of \$10,000 was approved for the purpose of expanding its power generating system in New Providence and Paradise Island. This loan has been fully drawn down. The principal, which was subject to a one (1) year moratorium, is repayable over twenty (20) years in equal semi-annual instalments of \$524, inclusive of interest. The loan bears interest at 0.50% below Prime but is not to be less than 8.50% per annum. The effective interest rate applicable in the current year was 8.50% (2007: 8.50%). The current portion of the loan is \$869 (2007: \$800).

The loan is guaranteed by The Bahamas Government.

- (b) On July 30, 2003, a loan facility in the amount of \$20,000 was approved for BEC for the purpose of consolidating its then existing debt portfolio and providing additional working capital.

The loan was originally due to be repaid within 3 months from the date of the final drawdown, and was initially extended to May 1, 2005. Approval was subsequently given by the Board of Directors for the repayment date to be amended to seven years from the initial date of drawdown.

In 2007, subsequent approval was given, requiring repayment of the loan by December 31, 2009. The revised loan is payable in quarterly instalments of \$1,092 (2007: \$1,092), inclusive of interest.

This loan bears interest at Prime plus 1.50% (an effective rate of 7.00% in 2008 and 2007). The current portion of the loan is \$5,184 (2007: \$3,903).

The loan is unsecured.

###### *Bahamas Mortgage Corporation (BMC)*

In March 2007, the Board of Directors approved a loan for BMC in the amount of \$7,000 to assist with the funding of the Ministry of Housing projects at an interest rate of Prime (an effective rate of 5.50%).



## The National Insurance Fund

### Notes to the Consolidated Financial Statements

December 31, 2008

(Expressed in Thousands of Bahamian dollars)

(Continued)

#### 6. Loans and Receivables (Continued)

##### (i) Loans to Bahamas Government corporations (continued)

###### *Bahamas Mortgage Corporation (BMC) (continued)*

A promissory note was issued by BMC on March 9, 2007 to repay the Fund. The loan and accrued interest were to be repaid by May 31, 2007 from the proceeds of a proposed Government guaranteed bond issue by BMC, which did not take place during 2007. The loan remains outstanding as of December 31, 2008.

Accrued interest as of December 31, 2008 totals \$700 (2007: \$314). A provision has been established in the amount of \$514 (2007: \$128) for a portion of the interest accrued subsequent to the agreed repayment date.

##### (j) Bahamas Government US\$ notes

Face Value		Description		
2008	2007		2008	2007
\$	\$		\$	\$
1,500	-	6.63%; 2033	1,545	-
12,000	-	7.13%; 2038	12,210	-
			<hr/>	<hr/>
			13,755	-
		Accrued interest	224	-
			<hr/>	<hr/>
			<b>13,979</b>	<b>-</b>
			<hr/>	<hr/>

##### (k) Clifton Heritage Authority bonds

These bonds are guaranteed by The Bahamas Government.

Face Value		Description		
2008	2007		2008	2007
\$	\$		\$	\$
1,126	1,126	Prime + 0.75%; 2020	1,126	1,126
1,455	1,455	Prime + 0.50%; 2025	1,455	1,455
4,219	4,219	Prime + 0.63%; 2030	4,219	4,219
1,149	1,126	Prime + 0.75%; 2035	1,149	1,126
			<hr/>	<hr/>
			7,949	7,926
		Accrued interest	56	56
			<hr/>	<hr/>
			<b>8,005</b>	<b>7,982</b>
			<hr/>	<hr/>

## The National Insurance Fund

Notes to the Consolidated Financial Statements  
December 31, 2008  
(Expressed in Thousands of Bahamian dollars)  
(Continued)

### 6. Loans and Receivables (Continued)

#### (l) Preference shares

Units		Issuers	2008	2007
2008	2007		2008	2007
			\$	\$
1,500	1,500	Cable Bahamas Limited; 7.00%; 2010	1,500	1,500
300,000	400,000	Caribbean Crossings Limited; 7.00%; 2016	3,000	4,000
			<u>4,500</u>	<u>5,500</u>

As of December 31, 2008, the cost of preference shares totals \$4,500 (2007: \$5,500).

#### (m) Latin American Investment Bank (Bahamas) Ltd. bonds

The Fund acquired \$5,000 of the bonds that are supported by the Government Guaranteed Advanced Education Loan Scheme held in trust by SG Hambros Bank and Trust (Bahamas) Limited. Interest is earned at 0.70% above Prime and is payable monthly. As of December 31, 2008, the carrying amount of the bonds includes accrued interest of \$631 (2007: \$461).

During the year, principal payments totaling \$93 (2007: \$572) were received, with cumulative principal payments totaling \$2,318 (2007: \$2,225). The bonds fully mature in 2015.

#### (n) Bridge Authority bonds

Face Value		Description	2008	2007
2008	2007		2008	2007
\$	\$		\$	\$
956	955	Prime + 1.25%; 2019	956	955
1,025	1,025	Prime + 1.50%; 2024	1,025	1,025
802	792	Prime + 1.63%; 2029	<u>802</u>	<u>792</u>
			2,783	2,772
		Accrued interest	<u>52</u>	<u>53</u>
			<u>2,835</u>	<u>2,825</u>



## The National Insurance Fund

### Notes to the Consolidated Financial Statements

December 31, 2008

(Expressed in Thousands of Bahamian dollars)

(Continued)

#### 6. Loans and Receivables (Continued)

##### (o) Fidelity Bank (Bahamas) Limited notes

Face Value		Description	2008 \$	2007 \$
2008 \$	2007 \$			
500	-	Series A; 7.00%; 2017	500	-
2,000	-	Series B; Prime + 1.75%; 2022	2,000	-
			<u>2,500</u>	<u>-</u>
		Accrued interest	37	-
			<u>2,537</u>	<u>-</u>

##### (p) Consolidated Water (Bahamas) Ltd. bonds

The Fund acquired \$2,000 of Consolidated Water (Bahamas) Ltd. Series A bonds to assist in the financing of the design and construction of the Blue Hills water plant to meet the supply of water to the Water & Sewerage Corporation. Interest is earned at 2.00% above Prime and is paid monthly. As of December 31, 2008 the carrying amount of the bonds includes accrued interest of \$38 (2007: \$38). The bonds mature in 2015.

##### (q) FirstCaribbean International Bank (Bahamas) Limited notes

The notes were redeemed during 2008. The notes were senior floating rate notes redeemable at the option of the bank and earned interest at 0.75% above Prime. As of December 31, 2007, the carrying value included accrued interest of \$30.

## The National Insurance Fund

### Notes to the Consolidated Financial Statements December 31, 2008 (Expressed in Thousands of Bahamian dollars) (Continued)

#### 7. Net Investment in Finance Leases

Net investment in finance leases comprise:

	<b>2008</b>	<b>2007</b>
	\$	\$
<i>Gross receivables</i>		
Not later than one year	8,456	7,901
Later than one year and not later than five years	32,568	30,849
Later than five years	<u>38,617</u>	<u>40,845</u>
	79,641	79,595
Unearned finance income	<u>(23,057)</u>	<u>(23,952)</u>
	<b><u>56,584</u></b>	<b><u>55,643</u></b>

The net investment in finance leases can be further analysed as follows:

	<b>2008</b>	<b>2007</b>
	\$	\$
Not later than one year	4,474	3,973
Later than one year and not later than five years	20,121	18,291
Later than five years	<u>31,989</u>	<u>33,379</u>
	<b><u>56,584</u></b>	<b><u>55,643</u></b>

The Fund presently has six (2007: five) office buildings being leased to The Bahamas Government under finance lease agreements or arrangements, as follows:

	<b>2008</b>	<b>2007</b>
	\$	\$
Claughton House, New Providence	1,141	1,542
Poinciana Hill, New Providence	16,121	17,351
Thompson Boulevard, New Providence	22,682	24,082
Police Headquarters, Grand Bahama	8,478	9,058
Police Dormitories, Grand Bahama	3,407	3,610
Robinson Road, New Providence	<u>4,755</u>	<u>-</u>
	<b><u>56,584</u></b>	<b><u>55,643</u></b>



## The National Insurance Fund

### Notes to the Consolidated Financial Statements

December 31, 2008

(Expressed in Thousands of Bahamian dollars)

(Continued)

#### 7. Net Investment in Finance Leases (Continued)

##### Claughton House Limited

On September 12, 1996, the Fund purchased all of the outstanding shares of Claughton House Limited (formerly Chemical Realty (Bahamas) Holdings Limited) (Claughton House) whose sole asset was an office building in Nassau, New Providence. Effective the same date, Claughton House agreed to enter into a fifteen (15) year finance lease with The Bahamas Government for the office building. The payments due under the lease agreement were set, and are to be revised as necessary, to allow the Fund to recover its capital outlay and yield a return of 1.75% above Prime (an effective rate of 7.25% per annum in 2008 and 2007). At the end of the lease, ownership of the building will be transferred to The Bahamas Government, which is responsible for the maintenance, insurance and taxes on the office building.

##### Bahamas Government office buildings

In prior years, the Ministry of Finance negotiated appropriate funding packages with the Fund for the construction or renovation of certain buildings, namely Thompson Boulevard, Poinciana Hill, Police Headquarters, Police Dormitories and Robinson Road.

There are presently no formally executed lease agreements, however, the Fund has agreed to enter into finance leases with The Bahamas Government for the buildings on the same terms as the finance lease involving Claughton House. The execution of the lease agreements is pending the conveyance of title to the respective pieces of land from The Bahamas Government to the Fund.

Location	Date Construction/ Renovation Commenced	Agreed Date of Lease
Poinciana Hill, New Providence	1998	12/31/02
Thompson Boulevard, New Providence	2000	10/31/03
Police Headquarters, Grand Bahama	2000	07/31/03
Police Dormitories, Grand Bahama	2001	09/30/04
Robinson Road, New Providence	2004	07/01/08

The Fund financed the construction or renovation and furnishing of these buildings.

## The National Insurance Fund

### Notes to the Consolidated Financial Statements December 31, 2008

(Expressed in Thousands of Bahamian dollars)  
(Continued)

#### 8. Investment Property

	Freeport Building \$	Farrington Road Building \$	JFK Land \$	Modernistic Building \$	Total \$
As of January 1, 2008	8,501	4,153	8,000	610	21,264
Additions	-	3	-	4	7
Fair value adjustments	(501)	(1,306)	(2,000)	(34)	(3,841)
Transfers (Note 30(c))	-	-	(6,000)	-	(6,000)
<b>As of December 31, 2008</b>	<b>8,000</b>	<b>2,850</b>	<b>-</b>	<b>580</b>	<b>11,430</b>
<b>Cost:</b>					
As of 31 December 2008	<u>5,825</u>	<u>766</u>	<u>-</u>	<u>614</u>	<u>7,205</u>
As of 31 December 2007	<u>5,825</u>	<u>763</u>	<u>3,166</u>	<u>610</u>	<u>10,364</u>

The fair values of the properties were last determined by an independent professionally qualified appraiser as of December 31, 2008.

Except for the JFK land, operating lease agreements have been entered into or drafted for all investment properties.

#### 9. Investment in Associate

As of December 31, 2008, the Fund owned 4,334,453 (2007: 4,334,453) of the ordinary shares of Bank of The Bahamas Limited, representing 27.80% (2007: 27.80%) of the total outstanding ordinary shares.

Movements in investment in associate comprise:

	2008 \$	2007 \$
As of January 1	33,367	31,199
Share of profits	1,351	3,295
Dividends received	(1,127)	(1,127)
<b>As of December 31</b>	<b><u>33,591</u></b>	<b><u>33,367</u></b>



## The National Insurance Fund

### Notes to the Consolidated Financial Statements

December 31, 2008

(Expressed in Thousands of Bahamian dollars)

(Continued)

#### 9. Investment in Associate (Continued)

Included in investment in associate is goodwill of \$6,740 (2007: \$6,740).

The fair value of the shares held by the Fund as of December 31, 2008 is \$33,115 (2007: \$41,654).

Bank of The Bahamas Limited reported the following balances and transactions as of, and for the twelve months ended, December 31, 2008 and 2007:

	<b>Assets</b> \$	<b>Liabilities</b> \$	<b>Total Income</b> \$	<b>Net Income</b> \$
2008	748,518	652,662	57,371	4,860
2007	750,472	653,495	53,894	11,853

## The National Insurance Fund

Notes to the Consolidated Financial Statements  
December 31, 2008  
(Expressed in Thousands of Bahamian dollars)  
(Continued)

### 10. Property, Plant and Equipment

Property, plant and equipment comprise:

	Land & Buildings \$	Office Furniture & Equipment \$	Computer Hardware \$	Motor Vehicles \$	Land Improvement \$	Medical Equipment \$	Total \$
<b>Cost</b>							
Balance as of January 1, 2008	48,022	4,349	4,258	1,667	355	4,356	63,007
Additions	1,507	487	276	315	-	254	2,839
Disposals	-	(1,787)	(959)	(325)	-	-	(3,071)
<b>Balance as of December 31, 2008</b>	<b>49,529</b>	<b>3,049</b>	<b>3,575</b>	<b>1,657</b>	<b>355</b>	<b>4,610</b>	<b>62,775</b>
<b>Accumulated depreciation</b>							
Balance as of January 1, 2008	12,693	3,125	3,661	1,224	-	3,126	23,829
Charge for the year	962	276	359	264	-	253	2,114
Disposals	-	(1,513)	(921)	(325)	-	-	(2,759)
<b>Balance as of December 31, 2008</b>	<b>13,655</b>	<b>1,888</b>	<b>3,099</b>	<b>1,163</b>	<b>-</b>	<b>3,379</b>	<b>23,184</b>
<b>Net book value as of December 31, 2008</b>	<b>35,874</b>	<b>1,161</b>	<b>476</b>	<b>494</b>	<b>355</b>	<b>1,231</b>	<b>39,591</b>
<b>Net book value as of December 31, 2007</b>	<b>35,329</b>	<b>1,224</b>	<b>597</b>	<b>443</b>	<b>355</b>	<b>1,230</b>	<b>39,178</b>



## The National Insurance Fund

### Notes to the Consolidated Financial Statements

December 31, 2008

(Expressed in Thousands of Bahamian dollars)

(Continued)

#### 10. Property, Plant and Equipment (Continued)

Leased assets included in property, plant and equipment, where the Fund is the lessor, comprise land and buildings and medical equipment leased to polyclinics operated by The Bahamas Government under operating leases.

	Land and Buildings		Medical Equipment	
	2008	2007	2008	2007
	\$	\$	\$	\$
Cost	30,663	29,156	4,610	4,356
Accumulated depreciation	<u>(6,261)</u>	<u>(5,756)</u>	<u>(3,379)</u>	<u>(3,126)</u>
<b>Net book value</b>	<b><u>24,402</u></b>	<b><u>23,400</u></b>	<b><u>1,231</u></b>	<b><u>1,230</u></b>

#### 11. Construction in Progress – Finance Leases

The Fund finances the construction and furnishing of buildings, with the intention of entering into finance leases with The Bahamas Government, and transferring ownership of the buildings to The Bahamas Government at the end of the leases. The table below discloses the movements during the respective years.

	2008	2007
	\$	\$
Balance as of January 1	31,824	23,122
Additions	2,376	8,702
Transfers from investment property (Note 30(c))	6,000	-
Transfer to finance lease	<u>(4,846)</u>	<u>-</u>
<b>Balance as of December 31</b>	<b><u>35,354</u></b>	<b><u>31,824</u></b>

#### 12. Accounts Payable and Accrued Expenses

	2008	2007
	\$	\$
Accounts payable and accrued expenses	2,432	2,495
Accrued vacation pay	2,489	2,374
Unclaimed benefits	624	716
Accrued staff retirement benefits	179	196
Unearned finance income	<u>18</u>	<u>23</u>
	<b><u>5,742</u></b>	<b><u>5,804</u></b>

## The National Insurance Fund

### Notes to the Consolidated Financial Statements

December 31, 2008

(Expressed in Thousands of Bahamian dollars)

(Continued)

#### 13. Staff Pension Fund

The amounts recognised in the consolidated balance sheet are determined as follows:

	2008 \$	2007 \$
Present value of defined benefit obligations	56,020	51,703
Unrecognised past service cost	(1,718)	(2,147)
Unrecognised actuarial losses	<u>(16,499)</u>	<u>(16,759)</u>
<b>Liability in consolidated balance sheet</b>	<b><u>37,803</u></b>	<b><u>32,797</u></b>

The movements in the defined benefit obligations are as follows:

	2008 \$	2007 \$
As of January 1	51,703	40,905
Interest cost	3,120	2,424
Current service cost	1,895	1,664
Employee contributions	432	388
Benefits paid	(1,704)	(3,045)
Actuarial losses	<u>574</u>	<u>9,367</u>
<b>As of December 31</b>	<b><u>56,020</u></b>	<b><u>51,703</u></b>

The amount recognised in the consolidated statement of income and expenditure comprises:

	2008 \$	2007 \$
Interest cost	3,120	2,424
Current service cost	1,895	1,664
Past service costs recognised	429	429
Actuarial loss recognised	<u>834</u>	<u>1,496</u>
<b>Total pension expense (See Note 22)</b>	<b><u>6,278</u></b>	<b><u>6,013</u></b>



## The National Insurance Fund

Notes to the Consolidated Financial Statements  
December 31, 2008

(Expressed in Thousands of Bahamian dollars)  
(Continued)

### 13. Staff Pension Fund (Continued)

The principal actuarial assumptions used were:

	2008	2007
Discount rate	6.00%	6.00%
Future salary increase (vary by age)	5.00%	3.03%-7.13%

Mortality rates have been taken from the 1994 Group Annuity Mortality Static Table (2007: 1983 Group Annuity Mortality Table).

### 14. Fidelity Bond Reserve

Pursuant to Section 12 of the Regulations, NIB has established a fidelity bond reserve to insure the Fund against the risk of defalcation by cashiers, storekeepers or other custodians of the property of the Fund.

There was no income or expenditure in respect of this reserve for the years ended December 31, 2008 and 2007.

### 15. Grant from Consolidated Fund

The grant represents an annual allocation from The Bahamas Government, which is to be appropriated towards old-age non-contributory pension payments.

## The National Insurance Fund

Notes to the Consolidated Financial Statements  
December 31, 2008  
(Expressed in Thousands of Bahamian dollars)  
(Continued)

### 16. Income from Investments

	2008 \$	2007 \$
<b>Income from trustee securities:</b>		
Bahamas Government registered stocks	39,660	38,103
Bahamas Government treasury bills	1,246	1,837
	<u>40,906</u>	<u>39,940</u>
<b>Income from other securities:</b>		
Certificates of deposit	14,625	12,289
Bahamas Mortgage Corporation bonds	5,564	5,833
Dividends from ordinary and preference shares	2,551	2,476
Education Loan Authority bonds	2,180	2,203
Bahamas Development Bank bonds	2,049	1,746
Bahamas Electricity Corporation bonds	1,190	285
Loans to Bahamas Government corporations	1,071	1,326
Bank of The Bahamas Limited bonds	935	935
Bahamas Government US\$ notes	489	-
Clifton Heritage Authority bonds	486	486
Latin American Investment Bank (Bahamas) Ltd. bonds	248	217
Bridge Authority bonds	193	193
Consolidated Water (Bahamas) Ltd. bonds	150	150
Fidelity Bank (Bahamas) Limited notes	181	-
FirstCaribbean International Bank (Bahamas) Limited notes	131	188
	<u>32,043</u>	<u>28,327</u>
<b>Income from other investments:</b>		
Interest income on finance leases	4,162	4,305
Interest income on construction in progress	1,678	1,806
Net gain on investments at fair value through profit or loss (Note 5)	3,246	9,253
Net loss on fair value adjustments of investment property (Note 8)	(3,841)	-
	<u>5,245</u>	<u>15,364</u>
	<u>78,194</u>	<u>83,631</u>



## The National Insurance Fund

### Notes to the Consolidated Financial Statements

December 31, 2008

(Expressed in Thousands of Bahamian dollars)

(Continued)

#### 17. Income from Property

	2008	2007
	\$	\$
Rental income:		
Freeport office complex	742	741
New Providence buildings	437	437
Polyclinics	555	551
	<u>1,734</u>	<u>1,729</u>

#### 18. Capital Values of Awards of Periodically Payable Disablement and Death Benefits

Section 20(3) of the Regulations provides that the capital value of periodically payable disablement and death benefits awarded in a year is charged against the year's income in the income and expenditure account of the industrial benefits branch. It is also credited to a current account, which is further credited with the income from the investment of the said reserve and debited with the actual payments of periodical disablement and death benefits affected during the year. The balance is then transferred at the end of the year to the reserve account. The expenditure of the industrial benefit branch and the income of the disablement and death benefits reserve are eliminated in the consolidated statement of income and expenditure.

#### 19. Amount Invested in Other Assets (See Note 31)

	2008	2007
	\$	\$
Cash on hand	72	90
Cash at banks – current accounts	6,509	6,725
Cash at investment managers	144	711
Receivables and advances	7,823	8,197
Prepaid expenses and deposits	417	1,599
Computer software	564	654
Property, plant and equipment	13,957	14,547
Construction in progress – finance leases	35,354	31,824
Accounts payable and accrued expenses	(5,742)	(5,804)
Accrued benefits payable	(3,275)	(3,094)
	<u>55,823</u>	<u>55,449</u>

## The National Insurance Fund

Notes to the Consolidated Financial Statements  
December 31, 2008  
(Expressed in Thousands of Bahamian dollars)  
(Continued)

### 20. Staff Voluntary Early Retirement Package

On May 1, 2004, the Board offered a voluntary early retirement package to its staff. The package included both an incentive payment and redundancy pay as per the union contracts. The amount recognised in 2007 was in respect of 1 employee, and comprises pre-retirement salary of \$11, incentive payments of \$67 and redundancy pay of \$37 and a retroactive payment of \$4. The package ended in 2007.

### 21. Other Expenses

	2008	2007
	\$	\$
Utilities	1,556	1,416
Repairs and maintenance	1,221	1,240
Printing, stationery and computer supplies	834	625
Transportation and travel	538	616
Consultancy fees	431	633
Rent	393	469
Training and scholarships	385	456
Insurance	294	328
Motor vehicles	292	278
Janitorial	234	209
Audit fees	215	129
Advertising and publicity	205	260
External security	154	174
Real property tax	94	87
Other miscellaneous expenses	156	132
	<u>7,002</u>	<u>7,052</u>



## The National Insurance Fund

### Notes to the Consolidated Financial Statements

December 31, 2008

(Expressed in Thousands of Bahamian dollars)

(Continued)

#### 22. Employee Benefits

	2008	2007
	\$	\$
Pension expense	6,278	6,013
Group health plan	1,028	859
National insurance contributions	502	487
Accrued vacation pay	141	228
Other staff retirement benefits	-	(586)
Other benefits	307	342
	<u>8,256</u>	<u>7,343</u>

#### 23. Financial Risk Management

The Fund's activities expose it to credit risk, liquidity risk and interest rate risk.

##### Credit risk

Credit risk is the risk that a counterparty may be unable to perform according to the terms of a contract. As of December 31, 2008, the Fund's total exposure to credit risk was \$1,506,140 (2007: \$1,440,405), principally concentrated with The Bahamas Government that has a credit rating of A – issued by Standard and Poors. As of that date, the Fund had investments, loans and accruals with The Bahamas Government and its corporations totalling \$1,142,779 (2007: \$1,135,417). Certificates of deposit are placed with well-known high quality banks (see Note 31).

##### Liquidity risk

Liquidity risk is the risk that cash may not be available to pay obligations when due. The fund has no significant short term obligations, and sufficient liquid assets are available to meet its obligations for normal operating purposes.

##### Interest rate risk

Interest rate risk is the risk that the fair value or future cash flows of financial instruments will fluctuate because of changes in market interest rates. The majority of the Fund's financial instruments are directly linked to Prime or have short terms to maturity and therefore fair value interest rate risk is considered to be minimal. The resulting cash flow interest rate risk is not hedged and considered a profit opportunity.

## The National Insurance Fund

### Notes to the Consolidated Financial Statements

December 31, 2008

(Expressed in Thousands of Bahamian dollars)

(Continued)

#### 24. Contingent Liabilities

- (a) NIB has provided commitment letters to various medical institutions and other providers of medical care to its industrial benefit claimants. Due to the nature of these commitments, it is not practical to determine the possible financial effect.
- (b) The 8th Actuarial Review of the Fund was conducted as of December 31, 2006. The projections were extended for a sixty year period and indicate that the present value of future expenditure will exceed the opening reserves and the present value of future contributions by \$7.868 billion as depicted below. The report further indicates that the current contribution rate would be insufficient to pay benefits in the long-term. The report includes a number of recommendations for changes in the administration of the Fund. These recommendations, if implemented, should result in the Fund being able to meet its challenges in the long term. Presently, the Fund is meeting all of its obligations.

	<b>\$ (Millions)</b>
Reserves as of December 31, 2006	1,415
Present value of future contributions	9,140
Present value of future expenditure	<u>(18,423)</u>
<b>Present value of shortfall</b>	<b><u>(7,868)</u></b>

- (c) The Fund is a party to several legal actions involving its activities. The Fund is contingently liable for costs and damages in the event of an adverse finding by the courts; however it is not possible to predict the decision of the courts nor estimate the amount of such awards. Accordingly, no provisions have been made in these consolidated financial statements relative to the legal proceedings. Management is of the opinion that the resolution of these matters will not have a material impact on the Fund's consolidated financial statements.

#### 25. Commitments

##### *Capital commitments*

Capital commitments contracted, which consist principally of amounts relating to construction of medical facilities, as of the consolidated balance sheet date but not yet incurred are as follows:

	<b>2008</b>	<b>2007</b>
	<b>\$</b>	<b>\$</b>
	<b><u>1,492</u></b>	<b><u>11,296</u></b>



## The National Insurance Fund

### Notes to the Consolidated Financial Statements

December 31, 2008

(Expressed in Thousands of Bahamian dollars)

(Continued)

#### 25. Commitments (Continued)

##### *Operating lease commitments*

The future aggregate minimum lease payments under non-cancellable operating leases, where the Fund is the lessee, total \$245 (2007: \$112).

#### 26. Employees

The average number of persons employed by NIB during the year was 482 (2007: 478).

#### 27. Fair Value of Financial Instruments

The following table summarises the carrying amounts and fair values of those financial instruments not presented on the Fund's consolidated balance sheet at their fair value.

	Carrying value		Fair Value	
	2008	2007	2008	2007
	\$	\$	\$	\$
Certificates of deposit	322,764	269,093	321,062	269,059
Bahamas Government registered stocks	651,350	668,863	674,821	693,107
Bahamas Mortgage Corporation bonds	125,855	133,128	115,631	121,133
Education Loan Authority bonds	44,516	44,748	42,025	41,692
Bahamas Development Bank bonds	44,563	38,506	41,745	35,914
Bahamas Electricity Corporation bonds	25,653	15,482	25,328	15,240
Bank of The Bahamas Limited bonds	17,044	17,010	16,578	16,463
Loans to Bahamas Government corporations	14,864	18,504	14,771	18,582
Bahamas Government US\$ notes	13,979	-	14,494	-
Clifton Heritage Authority bonds	8,005	7,982	8,176	8,153
Latin American Investment Bank (Bahamas) Ltd. bonds	3,313	3,236	2,705	2,788
Bridge Authority bonds	2,835	2,825	3,077	3,077
Fidelity Bank (Bahamas) Limited notes	2,537	-	2,739	-
Consolidated Water (Bahamas) Ltd. bonds	2,038	2,038	2,211	2,229
FirstCaribbean International Bank (Bahamas) Limited notes	-	3,680	-	3,730
	<u>1,279,316</u>	<u>1,225,095</u>	<u>1,285,363</u>	<u>1,231,167</u>

The carrying amounts of current financial assets, Bahamas Government treasury bills and financial liabilities represent their estimated fair values.

## The National Insurance Fund

### Notes to the Consolidated Financial Statements December 31, 2008

(Expressed in Thousands of Bahamian dollars)  
(Continued)

#### 27. Fair Value of Financial Instruments (Continued)

Fair values for all financial assets listed above are determined using the discounted cash flow method. The cash flows are discounted at a rate representing the market rates of similar instruments.

#### 28. Investment Managers

The Fund entered into Investment Management Agreements with Royal Fidelity Merchant Bank & Trust Limited (RFMBT), Colina Financial Advisors Limited (CFAL) and Providence Advisors Limited (PAL) (the Managers), whereby the Managers can invest up to \$20 million in assets on behalf of the Fund as per terms specified in the "Investment Guidelines". As remuneration for their services, Managers will be paid management fees at rates specified in their respective agreements.

As of December 31, 2008, investments include the following financial instruments placed with the Managers:

	RFMBT	CFAL	PAL	2008	2007
	\$	\$	\$	\$	\$
Cash	22	85	37	144	711
Certificates of deposit	-	1,633	549	2,182	500
Equity securities	4,106	4,851	1,037	9,994	9,257
Bahamas Government registered stocks	1,545	377	800	2,722	2,469
Preference shares	891	1,201	250	2,342	1,257
Bonds	35	-	-	35	650
	<u>6,599</u>	<u>8,147</u>	<u>2,673</u>	<u>17,419</u>	<u>14,844</u>

#### 29. Related Party Balances and Transactions

Related parties comprise ministries and corporations of The Bahamas Government; agencies and entities controlled by The Bahamas Government or in which The Bahamas Government has a significant ownership interest; and key management personnel. Balances and transactions with related parties, not otherwise disclosed in the financial statements include:

	2008	2007
	\$	\$
Cash at bank	2,597	1,988
Receivables and advances	5,639	6,154
Accounts payable and accrued expenses	1,095	1,036



## The National Insurance Fund

### Notes to the Consolidated Financial Statements

December 31, 2008

(Expressed in Thousands of Bahamian dollars)

(Continued)

#### 29. Related Party Balances and Transactions (Continued)

	2008	2007
	\$	\$
Contributions	20,705	21,978
Administrative expenses	1,644	1,531
Key management personnel compensation	1,597	1,693

Several Government corporations have significant arrears in relation to their contributions

#### 30. Subsequent Events

##### (a) *Loan to BMC*

During March 2009, the Fund agreed to acquire land and a building owned by BMC. As part of the acquisition, amounts owing to the Fund by BMC (Note 6(i)) will be applied against the purchase price, and the provision as of 31 December 2008 will be reversed.

##### (b) *Unemployment Benefit*

Effective April 20, 2009 the Act and regulations were amended to provide for an unemployment benefit under the short-term benefits branch. In its present form the benefit, which is paid at 50% of insurable wages for qualified claimants, is payable for a period not exceeding 13 weeks.

A transfer of \$20 million from the medical benefits reserve to the short-term benefits reserve has been approved in connection with the new benefit.

##### (c) *JFK Land*

In April 2009, The Bahamas Government formally approved the construction of an office complex on land owned by the Fund on John F. Kennedy Drive, which will house several Government ministries. The construction and furnishing of the complex will be financed by the Fund, with the Fund entering into a finance lease with The Bahamas Government and transferring ownership of the land and building at the end of the lease. Accordingly, the Fund's intention with the property has changed and the land has been transferred to construction in progress – finance leases. The transfer has been applied to the relevant balances as of 31 December 2008.

## The National Insurance Fund

Notes to the Consolidated Financial Statements  
December 31, 2008  
(Expressed in Thousands of Bahamian dollars)  
(Continued)

### 31. Allocation of Net Assets to Reserves

As of December 31, 2008

	Interest Rate	Maturity Date	Short-Term	Pensions	Industrial	Medical	Disablement and Death	Fidelity Bond	Total
			\$	\$	\$	\$	\$	\$	\$
Cash at Central Bank of The Bahamas	0.00%	Demand	2,900	32	920	250	-	300	4,402
Investments at fair value through profit or loss:									
Ordinary shares / Mutual funds			-	54,301	-	-	-	-	54,301
Preference shares			-	15,308	-	-	-	-	15,308
			-	69,609	-	-	-	-	69,609
Certificates of deposit:									
FirstCaribbean International Bank (Bahamas) Limited	5.00%-5.75%	01/09/09-12/17/09	-	39,500	27,000	-	-	-	66,500
Commonwealth Bank Limited	5.00%-7.00%	01/10/09-12/24/09	-	-	57,250	-	-	-	57,250
Scotiabank (Bahamas) Limited	4.75%-5.50%	01/24/09-10/21/09	-	28,000	3,000	-	18,000	-	49,000
Bank of The Bahamas Limited	4.50%-6.00%	01/09/09-12/17/09	5,000	40,500	-	-	-	-	45,500
Finance Corporation of The Bahamas Limited	4.75%-5.50%	01/07/09-12/31/09	-	44,135	-	-	-	-	44,135
HSBC Bank USA/CIBC World Markets (United States dollars)	1.00%-3.14%	01/02/09-12/17/09	-	29,233	-	-	-	-	29,233
Royal Bank of Canada	4.50%-5.25%	03/30/09-10/29/09	-	-	-	19,500	-	-	19,500
Fidelity Bank (Bahamas) Limited	5.00%-5.75%	02/06/09-08/20/09	-	-	3,500	1,000	-	-	4,500
Gulf Union Bank (Bahamas) Ltd.	0.00%	-	-	2,001	-	-	-	-	2,001
Accrued interest			-	7,146	-	-	-	-	7,146
Provision for doubtful accounts (Note 6(a))			-	(2,001)	-	-	-	-	(2,001)
			5,000	188,514	90,750	20,500	18,000	-	322,764
Bahamas Government registered stocks	5.53%-9.00%	2009-2037	-	651,350	-	-	-	-	651,350
Bahamas Mortgage Corporation bonds	0.50%-4.50%	2009-2026	-	107,855	-	18,000	-	-	125,855



## The National Insurance Fund

Notes to the Consolidated Financial Statements  
 December 31, 2008  
 (Expressed in Thousands of Bahamian dollars)  
 (Continued)

### 31. Allocation of Net Assets to Reserves (Continued)

As of December 31, 2008 (Continued)

	Interest Rate	Maturity Date	Short-Term	Pensions	Industrial	Medical	Disablement and Death	Fidelity Bond	Total
			\$	\$	\$	\$	\$	\$	\$
Education Loan Authority bonds	5.75%-6.25%	2018-2028	-	44,516	-	-	-	-	44,516
Bahamas Development Bank bonds	4.50%-5.50%	2020-2026	-	44,563	-	-	-	-	44,563
Bahamas Government treasury bills	2.65%-3.20%	01/02/09-05/07/09	-	-	-	43,174	-	-	43,174
Bahamas Electricity Corporation bonds	6.41%-6.56%	2021-2026	-	25,653	-	-	-	-	25,653
Bank of The Bahamas Limited bonds	5.50%-7.25%	2012-2022	-	17,044	-	-	-	-	17,044
Loans to Bahamas Government corporations	7.50%-8.50%	2010-2011	-	14,864	-	-	-	-	14,864
Bahamas Government US\$ notes	6.63%-7.13%	2033-2038	-	13,979	-	-	-	-	13,979
Clifton Heritage Authority bonds	6.00%-6.25%	2020-2035	-	8,005	-	-	-	-	8,005
Preference shares	7.00%	2010-2016	-	4,500	-	-	-	-	4,500
Latin American Investment Bank (Bahamas) Ltd. bonds	6.20%	2015	-	3,313	-	-	-	-	3,313
Bridge Authority bonds	6.75%-7.13%	2019-2029	-	2,835	-	-	-	-	2,835
Fidelity Bank (Bahamas) Limited notes	7.00%-7.25%	2017-2022	-	2,537	-	-	-	-	2,537
Consolidated (Water) Bahamas) Ltd. bonds	7.50%	2015	-	2,038	-	-	-	-	2,038
Net investment in finance leases	7.25%	2011-2019	-	56,584	-	-	-	-	56,584
Investment property			-	11,430	-	-	-	-	11,430
Investment in associate			-	33,591	-	-	-	-	33,591
Property, plant and equipment			-	-	-	25,634	-	-	25,634
Amount invested in other assets (Note 19)			518	35,753	13,377	4,082	1,817	276	55,823
Staff pension fund			-	(37,803)	-	-	-	-	(37,803)
<b>Total</b>			<b>8,418</b>	<b>1,300,762</b>	<b>105,047</b>	<b>111,640</b>	<b>19,817</b>	<b>576</b>	<b>1,546,260</b>

## The National Insurance Fund

Notes to the Consolidated Financial Statements  
December 31, 2008  
(Expressed in Thousands of Bahamian dollars)  
(Continued)

### 31. Allocation of Net Assets to Reserves (Continued)

As of December 31, 2007

	Interest Rate	Maturity Date	Short-Term \$	Pensions \$	Industrial \$	Medical \$	Disability and Death \$	Fidelity Bond \$	Total \$
Cash at Central Bank of The Bahamas	0.00%	Demand	-	5,167	924	250	-	300	6,641
Investments at fair value through profit or loss									
Ordinary shares			-	47,964	-	-	-	-	47,964
Preference shares			-	14,257	-	-	-	-	14,257
			-	62,221	-	-	-	-	62,221
Certificates of deposit									
Bank of The Bahamas Limited	4.50%-6.00%	01/09/08-12/17/08	9,000	36,500	-	-	-	-	45,500
First Caribbean International Bank (Bahamas) Limited	5.25%-7.00%	03/12/08-09/20/10	-	47,500	5,000	-	12,000	-	64,500
Finance Corporation of The Bahamas Limited	4.75%-5.00%	01/07/08-12/31/08	-	-	42,450	-	-	-	42,450
Commonwealth Bank Limited	5.00%-6.25%	02/04/08-11/20/08	-	-	40,250	-	-	-	40,250
HSBC Bank USA/CIBC World Markets (United States dollars)	3.46%-5.30%	01/16/08-05/14/08	-	29,510	-	-	-	-	29,510
Scotiabank (Bahamas) Limited	4.75%-5.25%	04/19/08-10/21/08	-	6,000	5,000	20,000	-	-	31,000
Royal Bank of Canada	4.50%-5.00%	05/23/08-10/27/08	-	-	-	-	7,500	-	7,500
Fidelity Bank (Bahamas) Limited	5.00%-5.25%	05/03/08-07/13/08	-	499	-	2,001	-	-	2,500
Gulf Union Bank (Bahamas) Ltd.	0.00%	-	-	2,001	-	-	-	-	2,001
Accrued interest			-	5,883	-	-	-	-	5,883
Provision for doubtful accounts			-	(2,001)	-	-	-	-	(2,001)
(Note 6(a))			9,000	125,892	92,700	22,001	19,500	-	269,093
Bahamas Government registered stocks	5.53%-9.00%	2008-2037	-	668,863	-	-	-	-	668,863
Bahamas Mortgage Corporation bonds	0.50%-4.50%	2008-2026	-	113,928	-	19,200	-	-	133,128



## The National Insurance Fund

Notes to the Consolidated Financial Statements  
 December 31, 2008  
 (Expressed in Thousands of Bahamian dollars)  
 (Continued)

### 31. Allocation of Net Assets to Reserves (Continued)

As of December 31, 2007 (Continued)

	Interest Rate	Maturity Date	Short-Term \$	Pensions \$	Industrial \$	Medical \$	Disablement and Death \$	Fidelity Bond \$	Total \$
Education Loan Authority bonds	5.75%-6.25%	2018-2028	-	44,748	-	-	-	-	44,748
Bahamas Development Bank bonds	4.50%-5.50%	2020-2026	-	38,506	-	-	-	-	38,506
Bahamas Government treasury bills	2.70%-3.50%	03/04/08-05/08/08	-	-	-	34,615	-	-	34,615
Bank of The Bahamas Limited bonds	5.50%	2012-2015	-	17,010	-	-	-	-	17,010
Bahamas Electricity Corporation bonds	6.56%	2026	-	15,482	-	-	-	-	15,482
Loans to Bahamas Government corporations	5.50%-8.50%	2008-2011	-	18,504	-	-	-	-	18,504
Clifton Heritage Authority bonds	6.00%-6.25%	2020-2035	-	7,982	-	-	-	-	7,982
Preference shares	7.00%	2010-2016	-	5,500	-	-	-	-	5,500
FirstCaribbean International Bank (Bahamas) Limited notes	6.25%	2011	-	3,680	-	-	-	-	3,680
Latin American Investment Bank (Bahamas) Ltd. bonds	6.20%	2015	-	3,236	-	-	-	-	3,236
Bridge Authority bonds	6.75%-7.13%	2019-2029	-	2,825	-	-	-	-	2,825
Consolidated Water (Bahamas) Ltd. bonds	7.50%	2015	-	2,038	-	-	-	-	2,038
Net investment in finance leases	7.25%	2011-2019	-	55,643	-	-	-	-	55,643
Investment property			-	21,264	-	-	-	-	21,264
Investment in associate			-	33,367	-	-	-	-	33,367
Property, plant and equipment			-	-	-	24,631	-	-	24,631
Amount invested in other assets (Note 19)			566	36,958	9,488	7,052	1,109	276	55,449
Staff pension fund			-	(32,797)	-	-	-	-	(32,797)
<b>Total</b>			<b>9,566</b>	<b>1,250,017</b>	<b>103,112</b>	<b>107,749</b>	<b>20,609</b>	<b>576</b>	<b>1,491,629</b>

*Securities in which moneys forming part of  
The National Insurance Fund are invested*





## SECURITIES IN WHICH MONEYS FORMING PART OF THE NATIONAL INSURANCE FUND ARE INVESTED

### 1. BAHAMAS GOVERNMENT REGISTERED STOCKS

\* Interest rate linked to Prime

Certificate Number	Date Invested	Interest Rate	Cost	Face Value	Maturity Date
43-007	20/9/1994	6.31%	6,434,400	6,434,400	20-Sep-09
38-023*	5/10/93	6.06%	6,467,700	6,467,700	5-Oct-09
55-031*	21/10/98	5.81%	3,676,700	3,676,700	21-Oct-09
42-024	25/4/1994	6.62%	2,500,000	2,500,000	25-Oct-09
42-048	23/5/1995	6.62%	1,000,000	1,000,000	25-Apr-09
47-038	7/5/09	6.31%	6,964,300	6,964,300	7-May-09
46-021*	26/02/96	6.38%	2,895,300	2,895,300	26-Feb-10
56-034*	26/02/99	5.81%	2,260,300	2,260,300	26-Feb-10
38-024*	5/10/93	6.13%	3,416,200	3,416,200	5-Oct-10
42-025*	25/04/94	6.75%	2,500,000	2,500,000	25-Apr-10
42-049*	23/05/95	6.75%	1,000,000	1,000,000	25-Apr-10
42-053*	1/3/96	6.75%	3,685,000	3,685,000	25-Apr-10
45-027*	14/06/95	6.31%	5,200,000	5,200,000	14-Jun-10
45-042*	11/2/97	6.31%	2,000,000	2,000,000	14-Jun-10
37-025*	24/08/93	6.13%	1,000,000	1,000,000	24-Aug-10
48-046*	23/09/96	6.38%	2,395,400	2,395,400	23-Sep-10
38-032*	24/11/94	6.13%	1,500,000	1,500,000	5-Oct-10
38-040*	27/12/95	6.13%	500,000	500,000	5-Oct-10
42-054*	1/3/96	6.50%	504,500	504,500	25-Apr-11
47-039*	7/5/96	6.44%	4,485,800	4,485,800	7-May-11
45-028*	14/06/95	6.38%	5,200,000	5,200,000	14-Jun-11
45-035*	26/10/95	6.38%	3,200,000	3,200,000	14-Jun-11
37-026*	24/08/93	6.19%	5,846,600	5,846,600	24-Aug-11
37-107*	8/9/95	6.25%	1,000,000	1,000,000	24-Aug-12
37-108*	12/9/95	6.25%	1,000,000	1,000,000	24-Aug-12
37-110*	5/10/95	6.25%	527,800	527,800	24-Aug-12
37-083*	24/02/95	6.25%	7,000,000	7,000,000	24-Aug-12
15-022	8/10/87	8.75%	2,822,500	2,822,500	8-Oct-12
15-027	29/02/88	8.75%	1,006,000	1,006,000	8-Oct-12
15-036	6/3/91	8.75%	500,000	500,000	8-Oct-12
15-037	16/04/91	8.75%	2,600,000	2,600,000	8-Oct-12
46-022*	26/02/96	6.56%	5,671,000	5,671,000	26-Feb-13
16-038	5/7/91	9.00%	236,000	236,000	15-Mar-13
16-029	15/03/88	9.00%	14,624,800	14,624,800	15-Mar-13
44-027*	18/05/95	6.50%	6,031,400	6,031,400	18-May-13
58-033*	21/07/99	5.78%	3,884,800	3,884,800	21-Jul-13
61-027*	25/10/00	5.78%	2,505,500	2,505,500	25-Oct-13
48-048*	23/09/96	6.69%	7,146,000	7,146,000	23-Sep-15
48-047*	23/09/96	6.56%	8,278,000	8,278,000	23-Sep-13
46-023*	26/02/96	6.63%	5,594,500	5,594,500	26-Feb-14
53-026*	8/4/98	6.00%	1,738,900	1,738,900	8-Apr-14
50-001*	22/05/97	6.56%	3,604,200	3,604,200	22-May-14
51-023*	15/07/97	6.03%	5,500,000	5,500,000	15-Jul-14
43-048	27/12/95	6.63%	500,000	500,000	20-Sep-14
43-049	1/8/96	6.63%	404,700	404,700	20-Sep-14
43-043	1/2/95	6.63%	1,500,000	1,500,000	20-Sep-14
43-042	13/01/95	6.63%	1,585,000	1,585,000	20-Sep-14
43-041	30/12/94	6.63%	750,000	750,000	20-Sep-14
43-040	20/12/94	6.63%	500,000	500,000	20-Sep-14
43-008	20/09/94	6.63%	1,320,000	1,320,000	20-Sep-14



Certificate Number	Date Invested	Interest Rate	Cost	Face Value	Maturity Date
49-005*	14/03/97	6.63%	3,000,000	3,000,000	26-Feb-15
50-002*	22/05/97	6.63%	6,133,400	6,133,400	22-May-15
51-024*	15/07/97	6.06%	2,999,500	2,999,500	15-Jul-15
52-035*	15/10/97	6.63%	4,515,300	4,515,300	15-Oct-15
70-394*	29/07/04	5.53%	4,619,300	4,619,300	29-Jul-15
71-327*	22/10/04	5.53%	7,485,600	7,485,600	22-Oct-15
49-025*	4/7/97	6.69%	2,000,000	2,000,000	26-Feb-16
49-001*	27/02/97	6.69%	4,000,000	4,000,000	26-Feb-16
49-004*	6/3/97	6.69%	3,000,000	3,000,000	26-Feb-16
49-008*	25/03/97	6.69%	1,500,000	1,500,000	26-Feb-16
50-003*	22/05/97	6.69%	4,973,500	4,973,500	22-May-16
51-025*	15/07/97	6.09%	3,571,200	3,571,200	15-Jul-16
58-034*	21/07/99	5.88%	4,767,700	4,767,700	21-Jul-16
48-049*	23/09/96	6.75%	4,711,700	4,711,700	23-Sep-16
52-036*	15/10/97	6.69%	8,478,400	8,478,400	15-Oct-16
71-328*	22/10/04	5.56%	12,336,000	12,336,000	22-Oct-16
70-395*	29/07/04	5.56%	4,675,800	4,675,800	29-Jul-16
50-004*	22/05/97	6.75%	2,240,000	2,240,000	22-May-17
51-026*	15/07/97	6.13%	8,453,400	8,453,400	15-Jul-17
52-037*	15/10/97	6.75%	3,185,800	3,185,800	15-Oct-17
54-025*	10/8/98	6.06%	6,060,600	6,060,600	10-Aug-17
68-004*	21/07/03	5.69%	224,400	224,400	21-Jul-17
71-329*	22/10/04	5.59%	11,407,000	11,407,000	22-Oct-17
54-026*	10/8/98	6.09%	8,878,200	8,878,200	10-Aug-18
55-032*	21/10/98	6.09%	3,722,500	3,722,500	21-Oct-18
55-036*	21/12/98	6.09%	380,000	380,000	21-Oct-18
56-035*	26/02/99	6.06%	1,220,000	1,220,000	26-Feb-18
58-035*	21/07/99	5.94%	5,021,300	5,021,300	21-Jul-18
59-065*	23/11/99	5.94%	1,717,100	1,717,100	23-Nov-18
60-041*	21/09/00	5.94%	2,925,000	2,925,000	21-Sep-18
63-004*	20/12/01	5.97%	3,000,000	3,000,000	12-Dec-18
63-023*	15/03/02	5.97%	155,000	155,000	12-Dec-18
70-396	29/07/04	5.63%	4,095,200	4,095,200	29-Jul-18
83-019*	4/12/07	5.53%	4,500,000	4,500,000	4-Dec-18
58-036*	21/07/99	5.97%	1,366,900	1,366,900	21-Jul-19
59-066*	23/11/99	5.97%	717,100	717,100	23-Nov-19
60-042*	21/09/00	5.97%	2,736,200	2,736,200	21-Sep-19
61-028*	25/10/00	5.97%	4,348,800	4,348,800	25-Oct-19
71-330*	22/10/04	5.66%	5,055,000	5,055,000	22-Oct-19
60-043*	21/09/00	6.00%	16,300	16,300	21-Sep-20
61-029*	25/10/00	6.00%	1,595,600	1,595,600	25-Oct-20
62-062*	30/07/01	6.03%	1,892,600	1,892,600	30-Jul-20
64-012*	11/7/02	6.03%	492,300	492,300	26-Apr-20
65-178*	6/9/02	5.84%	6,724,900	6,724,900	6-Sep-20
73-005*	1/7/05	5.63%	5,466,600	5,466,600	28-Jun-20
70-397	29/07/04	5.69%	3,615,900	3,615,900	29-Jul-20
83-002*	28/11/2007	5.59%	500,900	500,900	28-Nov-20
63-066*	6/8/02	6.03%	289,400	289,400	12-Dec-20
62-063*	30/07/01	6.06%	2,709,600	2,709,600	30-Jul-21
65-179*	6/9/02	5.88%	2,850,000	2,850,000	6-Sep-21
66-125*	4/12/02	5.88%	5,648,800	5,648,800	4-Dec-21
67-151*	8/4/03	5.81%	5,658,500	5,658,500	8-Apr-21
70-398*	29/07/04	5.72%	3,253,300	3,253,300	29-Jul-21
75-331*	7/9/05	5.66%	2,460,400	2,460,400	7-Sep-21
75-323*	7/9/05	5.69%	4,815,700	4,815,700	7-Sep-22
66-126*	4/12/02	5.91%	864,100	864,100	4-Dec-22
67-152*	8/4/03	5.84%	7,886,300	7,886,300	8-Apr-22
68-005*	21/08/03	5.84%	14,775,600	14,775,600	21-Jul-22
70-399*	29/07/04	5.75%	326,100	326,100	29-Jul-22



Certificate Number	Date Invested	Interest Rate	Cost	Face Value	Maturity Date
71-331*	22/10/04	5.75%	1,678,600	1,678,600	22-Oct-22
72-001*	27/04/05	5.72%	10,000,000	10,000,000	27-Apr-22
72-002*	27/04/05	5.75%	10,000,000	10,000,000	27-Apr-23
68-006*	21/08/03	5.88%	3,852,900	3,852,900	21-Jul-23
68-222	9/12/03	5.84%	94,700	94,700	21-Jul-23
69-002*	16/02/04	5.84%	927,500	927,500	9-Feb-23
70-400*	29/07/04	5.78%	796,100	796,100	29-Jul-23
78-264	22/9/2006	5.71%	5,669,200	5,669,200	22-Sep-23
71-332*	22/10/04	5.78%	764,500	764,500	22-Oct-23
75-316*	7/9/05	5.72%	3,002,300	3,002,300	7-Sep-23
75-307*	7/9/05	5.75%	2,176,100	2,176,100	7-Sep-24
69-036*	8/3/04	5.88%	410,900	410,900	9-Feb-24
69-100*	19/05/04	5.88%	93,900	93,900	9-Feb-24
73-006*	1/7/05	5.75%	3,000,000	3,000,000	28-Jun-24
70-401*	29/07/04	5.81%	1,107,200	1,107,200	29-Jul-24
76-291	18/7/06	5.75%	678,800	678,800	18-Jan-24
77-309	4/5/06	5.75%	57,700	57,700	4-May-24
78-258	22/9/06	5.75%	3,019,700	3,019,700	22-Sep-24
71-333*	22/10/04	5.81%	377,800	377,800	22-Oct-24
72-003*	27/04/05	5.78%	10,000,000	10,000,000	27-Apr-24
72-004*	27/04/05	5.81%	10,000,000	10,000,000	27-Apr-25
73-007*	1/7/05	5.78%	11,533,400	11,533,400	28-Jun-25
74-001*	4/7/05	5.88%	25,894,200	25,894,200	30-Jun-25
77-285	4/5/06	5.78%	1,367,300	1,367,300	4-May-25
76-283	1/18/06	5.78%	3,627,100	3,627,100	18-Jan-25
78-251	9/22/06	5.78%	5,462,600	5,462,600	22-Sep-25
75-290*	7/9/05	5.53%	1,636,900	1,636,900	7-Sep-25
76-270	1/18/06	5.81%	1,466,500	1,466,500	18-Jan-26
79-192*	28/3/2007	5.78%	4,023,200	4,023,200	28-Mar-26
77-271	5/17/06	5.81%	2,000,400	2,000,400	17-May-26
78-245	9/22/06	5.81%	4,950,500	4,950,500	22-Sep-26
79-186*	28/3/2007	5.81%	2,170,100	2,170,100	28-Mar-27
81-272*	26/7/2007	5.81%	3,959,900	3,959,900	26-Jul-27
80-001	5/9/07	5.81%	30,000,000	30,000,000	9-May-27
83-020*	7/12/07	5.81%	5,000,000	5,000,000	28-Nov-27
82-001*	8/10/07	5.84%	10,000,000	10,000,000	8-Oct-28
82-002*	8/10/07	5.87%	15,000,000	15,000,000	8-Oct-29
84-408	22/9/2008	5.81%	1,828,700	1,828,700	22-Sep-29
83-001*	28/11/2007	5.90%	5,000,000	5,000,000	28-Nov-30
84-415	22/9/2008	5.84%	2,857,800	2,857,800	22-Sep-30
84-422	22/9/2008	5.87%	4,531,100	4,531,100	22-Sep-31
84-430	22/9/2008	5.91%	2,856,300	2,856,300	22-Sep-32
84-443	22/9/2008	5.93%	362,400	362,400	22-Sep-33
84-448	22/9/2008	5.93%	65,000	65,000	22-Sep-33
81-266*	26/7/2007	6.06%	6,929,500	6,929,500	26-Jul-35
81-259*	26/7/2007	6.09%	13,572,800	13,572,800	27-Jul-36
81-254*	26/7/2007	6.12%	6,355,500	6,355,500	28-Jul-37
81-280*	7/11/07	6.12%	200,000	200,000	26-Nov-37
81-296	19/2/2008	6.12%	20,000	20,000	19-Jul-37
BGRS purchased by Investment Managers			2,732,379	2,732,379	
<b>TOTAL HOLDINGS</b>			<b>641,594,579</b>	<b>641,594,579</b>	

- 2. EQUITY SECURITIES**  
See Note 5 of the Notes to the Consolidated Financial Statements
- 3. CERTIFICATES OF DEPOSIT**  
See Note 6 (a) of the Notes to the Consolidated Financial Statements
- 4. BAHAMAS GOVERNMENT REGISTERED STOCKS**  
See Note 6 (b) of the Notes to the Consolidated Financial Statements
- 5. BAHAMAS MORTGAGE CORPORATION BONDS**  
See Note 6 (c) of the Notes to the Consolidated Financial Statements
- 6. EDUCATION LOAN AUTHORITY BONDS**  
See Note 6 (d) of the Notes to the Consolidated Financial Statements
- 7. BAHAMAS DEVELOPMENT BANK BONDS**  
See Note 6 (e) of the Notes to the Consolidated Financial Statements
- 8. BAHAMAS GOVERNMENT TREASURY BILLS**  
See Note 6 (f) of the Notes to the Consolidated Financial Statements
- 9. BAHAMAS ELECTRICITY CORPORATION BONDS**  
See Note 6 (g) of the Notes to the Consolidated Financial Statements
- 10. BANK OF THE BAHAMAS LIMITED BONDS**  
See Note 6 (h) of the Notes to the Consolidated Financial Statements
- 11. LOANS TO BAHAMAS GOVERNMENT CORPORATIONS**  
See Note 6 (i) of the Notes to the Consolidated Financial Statements
- 12. BAHAMAS GOVERNMENT US\$ NOTES**  
See Note 6 (j) of the Notes to the Consolidated Financial Statements
- 13. CLIFTON HERITAGE AUTHORITY BONDS**  
See Note 6 (k) of the Notes to the Consolidated Financial Statements
- 14. PREFERENCE SHARES**  
See Note 6 (l) of the Notes to the Consolidated Financial Statements



15. **LATIN AMERICAN INVESTMENT BANK (BAHAMAS) LTD. BONDS**  
See Note 6 (m) of the Notes to the Consolidated Financial Statements
16. **BRIDGE AUTHORITY BONDS**  
See Note 6 (n) of the Notes to the Consolidated Financial Statements
17. **FIDELITY BANK (BAHAMAS) LIMITED NOTE**  
See Note 6 (o) of the Notes to the Consolidated Financial Statements
18. **CONSOLIDATED WATER (BAHAMAS) LTD. BONDS**  
See Note 6 (p) of the Notes to the Consolidated Financial Statements
19. **FIRST CARIBBEAN INTERNATIONAL BANK (BAHAMAS) LIMITED NOTES**  
See Note 6 (q) of the Notes to the Consolidated Financial Statements
20. **NET INVESTMENTS IN DIRECT FINANCING LEASE**  
See Note 7 of the Notes to the Consolidated Financial Statements
21. **INVESTMENT PROPERTY**  
See Note 8 of the Notes to the Consolidated Financial Statements
22. **INVESTMENT IN ASSOCIATE**  
See Note 9 of the Notes to the Consolidated Financial Statements

# Statistical Appendix

Table 1	Registration - Employers & Self-Employed Persons
2	Registration - Insured Persons
3	Contribution Income (Gross), 2008
4	Benefit & Assistance Claims Received and Awarded
5	Short-Term Benefit & Assistance Claims Awarded, 2008
6	Short -Term Benefits & Assistance Payments, 2008
7	Long-Term Benefits & Assistance Claims Awarded, 2008
8	Long Term Benefit & Assistance Payments, 2008
9	Industrial Benefit Claims Awarded, 2008
10	Industrial Benefit Payments, 2008
11	Pensions In Payment, December, 2008
12	Pensions in Payment at Year-End, 2004 to 2008
13	Short-Term Benefits & Assistance, 2004 to 2008
14	Long-Term Benefits & Assistance, 2004 to 2008
15	Industrial Benefits, 2004 to 2008.



2008 Annual Report



**Table 1. Registration - Employers & Self-Employed Persons**

Island/Local Office	2008			2007		
	Employers	Self-Employed	Total	Employers	Self-Employed	Total
<b>Abaco</b>						
Marsh Harbour	82	67	149	84	67	151
Coopers Town	26	15	41	35	22	57
<b>Andros</b>						
Fresh Creek	9	23	32	6	10	16
Kemps Bay	10	8	18	7	14	21
Nicholls Town	24	39	63	25	45	70
<b>Bimini &amp; Berry Islands</b>	14	13	27	18	9	27
<b>Cat Island</b>	7	20	27	9	5	14
<b>Crooked Island &amp; Acklins</b>	11	5	16	2	12	14
<b>Eleuthera</b>						
Governors Harbour	39	23	62	28	8	36
Harbour Island	27	25	52	33	7	40
North Eleuthera	3	4	7	8	1	9
Rock Sound	16	17	33	22	12	34
Spanish Wells	9	13	22	5	15	20
<b>Exuma &amp; Ragged Island</b>	46	44	90	74	55	129
<b>Grand Bahama</b>	265	158	423	288	160	448
<b>Inagua &amp; Mayaguana</b>	5	18	23	9	11	20
<b>Long Island</b>						
Deadmans Cay	14	43	57	10	19	29
Simms	10	15	25	9	9	18
<b>New Providence</b>	1,396	763	2,159	1,597	449	2,046
<b>San Salvador</b>	4	6	10	5	-	5
<b>Total</b>	<b>2,017</b>	<b>1,319</b>	<b>3,336</b>	<b>2,274</b>	<b>930</b>	<b>3,204</b>

**Table 2. Registration - Insured Persons**

Island/Local Office	2008			2007		
	Active	Inactive	Total	Active	Inactive	Total
<b>Abaco</b>						
Marsh Harbour	149	669	818	244	472	716
Coopers Town	23	78	101	26	92	118
<b>Andros</b>						
Fresh Creek	9	34	43	16	28	44
Kemps Bay	15	53	68	11	123	134
Nicholls Town	20	157	177	36	119	155
<b>Bimini &amp; Berry Islands</b>	45	129	174	29	301	330
<b>Cat Island</b>	7	44	51	46	17	63
<b>Crooked Island &amp; Acklins</b>	5	9	14	9	18	27
<b>Eleuthera</b>						
Governors Harbour	42	156	198	36	84	120
Harbour Island	71	-	71	58	53	111
North Eleuthera	-	5	5	-	-	-
Rock Sound	28	70	98	67	112	179
Spanish Wells	-	-	-	19	113	132
<b>Exuma &amp; Ragged Island</b>	70	238	308	167	185	352
<b>Grand Bahama</b>	1,271	2,767	4,038	790	1,534	2,324
<b>Inagua &amp; Mayaguana</b>	16	36	52	34	21	55
<b>Long Island</b>						
Deadmans Cay	3	7	10	3	19	22
Simms	14	58	72	4	73	77
<b>New Providence</b>	2,500	20,352	22,852	2,912	8,076	10,988
<b>San Salvador</b>	17	51	68	21	13	34
<b>Total</b>	<b>4,305</b>	<b>24,913</b>	<b>29,218</b>	<b>4,528</b>	<b>11,453</b>	<b>15,981</b>



Table 3. Contribution Income (Gross), 2008

Island/Local Office	Employers	Employees	Self-Employed	Voluntary Insured	Installment Agreements	Total 2008	Total 2007
<b>Abaco</b>							
Marsh Harbour	2,318,253	1,446,926	287,177	-	96,596	4,148,952	4,166,811
Coopers Town	452,933	280,307	119,631	-	33,029	885,900	858,611
<b>Andros</b>							
Fresh Creek	265,754	163,981	39,939	959	9,773	480,406	445,797
Kemps Bay	84,410	53,366	30,007	-	5,639	173,422	143,160
Nicholls Town	223,720	136,993	54,287	30	2,351	417,381	368,085
<b>Bimini &amp; Berry Islands</b>							
Cat Island	99,320	58,392	32,883	-	1,739	192,334	175,007
<b>Crooked Island &amp; Acklins</b>							
	21,397	13,321	41,678	-	3,188	79,584	84,338
<b>Eleuthera</b>							
Governors Harbour	378,704	230,245	68,738	-	77,411	755,098	664,012
Harbour Island	501,832	305,106	40,579	-	45,053	892,570	889,382
North Eleuthera	96,235	56,547	12,144	-	21,742	186,668	163,371
Rock Sound	323,438	202,322	39,507	-	47,817	613,084	588,221
Spanish Wells	590,203	360,679	87,090	-	-	1,037,972	939,351
<b>Exuma &amp; Ragged Island</b>							
Grand Bahama	1,417,535	883,699	208,598	-	27,425	2,537,257	2,775,129
Inagua & Mayaguana	10,834,019	6,806,752	371,785	(195)	952,215	18,964,576	18,794,962
<b>Long Island</b>							
Deadmans Cay	192,138	111,923	131,924	-	21,138	457,123	457,276
Simms	142,476	77,670	42,265	-	2,736	265,147	239,782
<b>New Providence</b>							
San Salvador	77,139,716	40,449,346	1,833,119	1,691	2,175,780	121,599,652	122,107,000
<b>Total</b>							
	95,922,263	52,165,858	3,504,166	2,500	3,567,803	155,162,590	155,461,968

Table 4. Benefit &amp; Assistance Claims Received and Awarded

Benefit Type	Received		Awarded		
	2008	2007	2008	2007	
<b>Long-term Benefits/ Assistance</b>	Retirement Benefit	1,728	1,457	1,540	1,294
	Invalidity Benefit	272	243	175	176
	Survivors' Benefit	578	496	473	363
	Old Age Non-Contributory Pension	254	237	176	143
	Invalidity Assistance	188	147	113	94
	Survivors' Assistance	81	73	43	23
	<b>Total Long-term</b>	<b>3,101</b>	<b>2,653</b>	<b>2,520</b>	<b>2,093</b>
<b>Short-term Benefits</b>	Sickness Benefit	23,869	23,284	22,143	21,371
	Maternity Benefit	3,970	3,917	3,158	3,049
	Maternity Grant	3,970	3,917	3,658	3,546
	Funeral Benefit	1,382	1,276	1,317	1,225
	Sickness Assistance	22	40	11	32
<b>Total Short-term</b>	<b>33,213</b>	<b>32,434</b>	<b>30,287</b>	<b>29,223</b>	
<b>Industrial Benefits</b>	Medical Care	2,313	3,102	1,868	-
	Injury Benefit	1,875	1,761	1,623	1,487
	Disablement Benefit & Grant	148	150	32	35
	Industrial Death	4	4	2	5
	Industrial Funeral	1	-	1	-
<b>Total Industrial</b>	<b>4,341</b>	<b>5,017</b>	<b>3,526</b>	<b>1,527</b>	

**Table 5. Short-Term Benefit & Assistance Claims Awarded, 2008**

Island/Local Office	Sickness Benefit	Maternity Benefit	Maternity Grant	Funeral Benefit	Sickness Assistance	Total
<b>Abaco</b>						
Marsh Harbour	476	98	101	31	-	706
Coopers Town	121	24	21	5	-	171
<b>Andros</b>						
Fresh Creek	194	16	15	2	-	227
Kemps Bay	87	11	11	1	-	110
Nicholls Town	119	17	16	4	-	156
<b>Bimini &amp; Berry Islands</b>						
	74	12	10	5	-	101
<b>Cat Island</b>						
	72	4	5	-	-	81
<b>Crooked Island &amp; Acklins</b>						
	33	4	4	1	-	42
<b>Eleuthera</b>						
Governors Harbour	265	27	26	14	-	332
Harbour Island	120	27	27	6	-	180
North Eleuthera	-	-	-	-	-	-
Rock Sound	253	15	17	9	-	294
Spanish Wells	-	-	11	-	-	11
<b>Exuma &amp; Ragged Island</b>						
	274	48	49	7	-	378
<b>Grand Bahama</b>						
	2,333	460	590	205	2	3,590
<b>Inagua &amp; Mayaguana</b>						
	100	7	6	3	-	116
<b>Long Island</b>						
Deadmans Cay	56	12	12	9	-	89
Simms	105	9	9	2	-	125
<b>New Providence</b>						
	17,413	2,359	2,720	1,010	9	23,511
<b>San Salvador</b>						
	48	8	8	3	-	67
<b>Total</b>	<b>22,143</b>	<b>3,158</b>	<b>3,658</b>	<b>1,317</b>	<b>11</b>	<b>30,287</b>

**Table 6. Short-Term Benefit & Assistance Payments, 2008**

Island/Local Office	Sickness Benefit	Maternity Benefit	Maternity Grant	Funeral Benefit	Sickness Assistance	Total
<b>Abaco</b>						
Marsh Harbour	283,784	218,919	40,800	48,000	-	591,503
Coopers Town	67,033	35,832	8,400	7,500	-	118,765
<b>Andros</b>						
Fresh Creek	68,223	22,593	5,467	3,400	-	99,683
Kemps Bay	42,244	18,729	4,400	1,500	-	66,873
Nicholls Town	40,673	18,135	6,400	6,000	-	71,208
<b>Bimini &amp; Berry Islands</b>						
	45,884	14,645	4,000	7,500	-	72,029
<b>Cat Island</b>						
	25,467	5,256	1,600	-	-	32,323
<b>Crooked Island &amp; Acklins</b>						
	9,202	7,205	1,600	1,500	-	19,507
<b>Eleuthera</b>						
Governors Harbour	108,242	47,227	10,400	21,000	-	186,869
Harbour Island	51,220	56,165	10,800	9,000	-	127,185
North Eleuthera	-	-	-	-	-	-
Rock Sound	82,881	25,454	6,800	12,000	-	127,135
Spanish Wells	129,435	20,172	4,650	13,500	-	167,757
<b>Exuma &amp; Ragged Island</b>						
	116,610	128,075	17,600	12,500	-	274,785
<b>Grand Bahama</b>						
	1,555,195	1,067,206	232,800	311,231	851	3,167,283
<b>Inagua &amp; Mayaguana</b>						
	45,150	9,327	2,400	4,500	-	61,377
<b>Long Island</b>						
Deadmans Cay	28,079	10,317	9,300	9,000	102	56,798
Simms	41,420	14,680	4,000	3,000	-	63,100
<b>New Providence</b>						
	8,708,491	5,500,552	1,065,838	1,507,240	3,114	16,785,235
<b>San Salvador</b>						
	19,151	23,915	2,800	4,500	-	50,366
<b>Total</b>	<b>11,468,384</b>	<b>7,244,404</b>	<b>1,440,055</b>	<b>1,982,871</b>	<b>4,067</b>	<b>22,139,781</b>



Table 7. Long-Term Benefit &amp; Assistance Claims Awarded, 2008

Island/Local Office	Retirement Benefit	Invalidity Benefit	Survivors' Benefit	OANCP	Invalidity Assistance	Survivors' Assistance	Total
<b>Abaco</b>							
Marsh Harbour	44	6	-	5	1	2	58
Coopers Town	11	1	-	2	-	-	14
<b>Andros</b>							
Fresh Creek	13	-	-	-	2	1	16
Kemps Bay	14	1	-	2	-	1	18
Nicholls Town	18	1	-	6	1	1	27
<b>Bimini &amp; Berry Islands</b>	12	-	-	3	-	-	15
<b>Cat Island</b>	6	-	-	3	-	-	9
<b>Crooked Island &amp; Acklins</b>	2	-	-	1	-	-	3
<b>Eleuthera</b>							
Governors Harbour	15	1	-	3	-	-	19
Harbour Island	9	-	-	1	1	-	11
North Eleuthera	1	-	-	-	-	-	1
Rock Sound	19	1	-	2	1	1	24
Spanish Wells	18	-	-	1	-	-	19
<b>Exuma &amp; Ragged Island</b>	22	2	-	-	3	-	27
<b>Grand Bahama</b>	298	37	29	30	24	7	425
<b>Inagua &amp; Mayaguana</b>	1	-	-	-	-	-	1
<b>Long Island</b>							
Deadmans Cay	15	-	-	-	-	-	15
Simms	6	1	-	1	-	1	9
<b>New Providence</b>	1,013	123	444	116	79	29	1,804
<b>San Salvador</b>	3	1	-	-	1	-	5
<b>Total</b>	<b>1,540</b>	<b>175</b>	<b>473</b>	<b>176</b>	<b>113</b>	<b>43</b>	<b>2,520</b>

Table 8. Long-Term Benefit &amp; Assistance Payments, 2008

Island/Local Office	Retirement Benefit	Invalidity Benefit	Survivors' Benefit	OANCP	Invalidity Assistance	Survivors' Assistance	Total
<b>Abaco</b>							
Marsh Harbour	690,282	98,108	162,252	169,340	148,090	50,314	1,318,386
Coopers Town	100,665	11,581	24,339	7,820	17,710	2,392	164,507
<b>Andros</b>							
Fresh Creek	40,722	4,415	13,010	25,760	7,820	2,594	94,321
Kemps Bay	264,873	33,974	40,750	116,300	94,760	15,951	566,608
Nicholls Town	72,831	2,700	11,396	43,700	23,460	4,839	158,926
<b>Bimini &amp; Berry Islands</b>	154,721	20,168	54,995	49,820	37,123	3,504	320,331
<b>Cat Island</b>	238,349	14,412	29,955	176,159	72,990	16,755	548,620
<b>Crooked Island &amp; Acklins</b>	208,194	3,240	16,408	71,720	19,740	9,656	328,958
<b>Eleuthera</b>							
Governors Harbour	102,474	30,220	19,957	30,590	8,280	4,320	195,841
Harbour Island	19,676	3,240	11,010	2,990	230	-	37,146
North Eleuthera	10,226	3,240	2,160	-	5,520	3,450	24,596
Rock Sound	14,449	767	1,630	8,793	4,929	5,700	36,268
Spanish Wells	12,240	3,240	4,444	6,670	9,660	-	36,254
<b>Exuma &amp; Ragged Island</b>	156,893	14,204	19,796	41,940	24,503	11,324	268,660
<b>Grand Bahama</b>	1,391,479	344,734	438,239	293,370	410,251	40,149	2,918,222
<b>Inagua &amp; Mayaguana</b>	151,353	16,358	10,835	23,770	10,820	-	213,136
<b>Long Island</b>							
Deadmans Cay	23,012	3,240	6,440	14,490	19,780	-	66,962
Simms	20,892	3,240	6,200	10,580	8,510	2,200	51,622
<b>New Providence</b>	71,169,208	9,661,268	12,397,019	6,235,731	6,718,197	1,466,752	107,648,175
<b>San Salvador</b>	79,559	8,893	8,680	23,060	19,840	1,112	141,144
<b>Total</b>	<b>74,922,098</b>	<b>10,281,242</b>	<b>13,279,515</b>	<b>7,352,603</b>	<b>7,662,213</b>	<b>1,641,012</b>	<b>115,138,683</b>

**Table 9. Industrial Benefit Claims Awarded, 2008**

Island/Local Office	Medical Care	Injury Benefit	Disablement Benefit & Grant	Industrial Death	Industrial Funeral	Total
<b>Abaco</b>						
Marsh Harbour	34	38	-	-	-	72
Coopers Town	1	3	-	-	-	4
<b>Andros</b>						
Fresh Creek	5	9	-	-	-	14
Kemps Bay	3	-	-	-	-	3
Nicholls Town	5	7	-	-	-	12
<b>Bimini &amp; Berry Islands</b>	10	9	-	-	-	19
<b>Cat Island</b>	2	2	-	-	-	4
<b>Crooked Island &amp; Acklins</b>	-	-	-	-	-	-
<b>Eleuthera</b>						
Governors Harbour	5	11	-	-	-	16
Harbour Island	11	9	-	-	-	20
North Eleuthera	-	-	-	-	-	-
Rock Sound	13	12	-	-	-	25
Spanish Wells	26	-	-	-	-	26
<b>Exuma &amp; Ragged Island</b>	23	25	-	-	-	48
<b>Grand Bahama</b>	112	179	2	-	1	294
<b>Inagua &amp; Mayaguana</b>	3	6	-	-	-	9
<b>Long Island</b>						
Deadmans Cay	3	1	1	-	-	5
Simms	12	16	-	-	-	28
<b>New Providence</b>	1,591	1,286	29	2	-	2,908
<b>San Salvador</b>	9	10	-	-	-	19
<b>Total</b>	<b>1,868</b>	<b>1,623</b>	<b>32</b>	<b>2</b>	<b>1</b>	<b>3,526</b>

**Table 10. Industrial Benefit Payments, 2008**

Island/Local Office	Medical Care	Injury Benefit	Disablement Benefit & Grant	Industrial Death	Industrial Funeral	Total
<b>Abaco</b>						
Marsh Harbour	4,290	30,834	10,624	6,361	-	52,109
Coopers Town	-	3,808	-	-	-	3,808
<b>Andros</b>						
Fresh Creek	914	2,106	-	-	-	3,020
Kemps Bay	-	-	-	-	-	-
Nicholls Town	-	3,169	-	-	-	3,169
<b>Bimini &amp; Berry Islands</b>	-	3,004	9,618	874	-	13,496
<b>Cat Island</b>	-	902	3,549	5,601	-	10,052
<b>Crooked Island &amp; Acklins</b>	-	-	4,430	230	-	4,660
<b>Eleuthera</b>						
Governors Harbour	-	10,455	-	-	-	10,455
Harbour Island	-	3,462	-	-	-	3,462
North Eleuthera	-	-	-	-	-	-
Rock Sound	-	4,816	1,387	-	-	6,203
Spanish Wells	-	32,933	-	2,311	-	35,244
<b>Exuma &amp; Ragged Island</b>	710	20,094	-	-	-	20,804
<b>Grand Bahama</b>	27,110	197,207	29,884	-	-	254,201
<b>Inagua &amp; Mayaguana</b>	-	1,212	-	-	-	1,212
<b>Long Island</b>						
Deadmans Cay	-	3,651	230	-	-	3,881
Simms	-	4,300	-	-	-	4,300
<b>New Providence</b>	9,439,609	1,288,852	3,355,354	319,172	-	14,402,987
<b>San Salvador</b>	-	6,481	-	1,980	-	8,461
<b>Total</b>	<b>9,472,633</b>	<b>1,617,286</b>	<b>3,415,076</b>	<b>336,529</b>	<b>-</b>	<b>14,841,524</b>



**Table 11. Pensions In Payment, December 2008**

Island	Retirement Benefit	Invalidity Benefit	Survivors' Benefit	OANCP	Invalidity Assistance	Survivors' Assistance	Disablement Benefit	Industrial Death	Total
Abaco	141	21	44	55	50	17	1	1	330
Andros	106	7	23	65	44	10	-	-	255
Bimini & Berry Islands	46	6	15	18	13	1	1	-	100
Cat Island	54	2	9	49	19	6	1	1	141
Crooked Island & Acklins	58	2	6	24	8	4	2	-	104
Eleuthera	52	10	14	21	11	5	-	-	113
Exuma & Ragged Island	80	7	15	26	18	8	-	-	154
Grand Bahama	488	124	183	137	208	22	14	2	1,178
Inagua & Mayaguana	41	5	4	8	4	-	-	-	62
Long Island	24	4	3	9	11	-	-	-	51
New Providence	14,130	1,902	3,469	2,165	2,301	529	518	67	25,081
San Salvador & Rum Cay	20	2	5	7	8	-	-	1	43
<b>Total</b>	<b>15,240</b>	<b>2,092</b>	<b>3,790</b>	<b>2,584</b>	<b>2,695</b>	<b>602</b>	<b>537</b>	<b>72</b>	<b>27,612</b>

**Table 12. Pensions in Payment at Year-End, 2004 - 2008**

<b>Long-term Benefits</b>					
	<b>2008</b>	<b>2007</b>	<b>2006</b>	<b>2005</b>	<b>2004</b>
Retirement Benefit	15,240	14,439	13,895	13,095	12,676
Invalidity Benefit	2,092	2,071	2,090	2,018	1,991
Survivor's Benefit	3,790	3,590	3,556	3,366	3,395
Old-Age Non-Cont. Pension	2,584	2,619	2,796	2,909	3,144
Invalidity Assistance	2,695	2,708	2,769	2,753	2,819
Survivor's Assistance	602	633	706	760	844
<b>Total</b>	<b>27,003</b>	<b>26,060</b>	<b>25,812</b>	<b>24,901</b>	<b>24,869</b>
<b>Industrial Benefits</b>					
	<b>2008</b>	<b>2007</b>	<b>2006</b>	<b>2005</b>	<b>2004</b>
Disablement	537	514	499	469	445
Industrial Death	72	72	74	73	74
<b>Total</b>	<b>609</b>	<b>586</b>	<b>573</b>	<b>542</b>	<b>519</b>

**Table 13. Short-Term Benefits & Assistance, 2004 to 2008**

<b>Amount Paid ('000s)</b>					
	<b>2008</b>	<b>2007</b>	<b>2006</b>	<b>2005</b>	<b>2004</b>
<b>Sickness Benefit</b>	\$11,468	\$10,921	\$10,788	\$10,034	\$9,758
<b>Maternity Benefit</b>	\$7,244	\$6,903	\$6,441	\$6,173	\$7,009
<b>Maternity Grant</b>	\$1,440	\$1,448	\$1,397	\$1,367	\$1,286
<b>Funeral Benefit</b>	\$1,983	\$1,846	\$1,804	\$1,921	\$1,806
<b>Sickness Assistance</b>	\$4	\$21	\$31	\$11	\$24
<b>Total</b>	<b>\$22,139</b>	<b>\$21,139</b>	<b>\$20,461</b>	<b>\$19,506</b>	<b>\$19,883</b>
<b>Number of Claims Awarded</b>					
	<b>2008</b>	<b>2007</b>	<b>2006</b>	<b>2005</b>	<b>2004</b>
<b>Sickness Benefit</b>	22,143	21,371	21,612	20,844	20,068
<b>Maternity Benefit</b>	3,158	3,049	2,896	2,906	2,857
<b>Maternity Grant</b>	3,658	3,546	3,096	3,286	3,178
<b>Funeral Benefit</b>	1,317	1,225	1,220	1,294	1,213
<b>Sickness Assistance</b>	11	32	66	49	59
<b>Total</b>	<b>30,287</b>	<b>29,223</b>	<b>28,890</b>	<b>28,379</b>	<b>27,375</b>

**Table 14. Long-Term Benefits & Assistance, 2004 to 2008**

<b>Amount Paid ('000s)</b>					
	<b>2008</b>	<b>2007</b>	<b>2006</b>	<b>2005</b>	<b>2004</b>
<b>Retirement Benefit</b>	\$74,922	\$68,398	\$57,906	\$54,326	\$51,611
<b>Invalidity Benefit</b>	\$10,281	\$9,831	\$9,183	\$8,343	\$8,071
<b>Survivor's Benefit</b>	\$13,280	\$12,269	\$10,804	\$10,304	\$9,903
<b>Old-Age Non-Cont. Pension</b>	\$7,353	\$7,285	\$6,787	\$7,103	\$7,743
<b>Invalidity Assistance</b>	\$7,662	\$7,449	\$6,767	\$6,748	\$6,787
<b>Survivor's Assistance</b>	\$1,641	\$1,473	\$1,469	\$1,563	\$1,643
<b>Total</b>	<b>\$115,139</b>	<b>\$106,705</b>	<b>\$92,916</b>	<b>\$88,387</b>	<b>\$85,758</b>
<b>Number of Claims Awarded</b>					
	<b>2008</b>	<b>2007</b>	<b>2006</b>	<b>2005</b>	<b>2004</b>
<b>Retirement Benefit</b>	1,540	1,294	1,110	1,151	1,143
<b>Invalidity Benefit</b>	175	176	190	167	181
<b>Survivor's Benefit</b>	473	363	397	366	410
<b>Old-Age Non-Cont. Pension</b>	176	143	132	115	113
<b>Invalidity Assistance</b>	113	94	139	100	145
<b>Survivor's Assistance</b>	43	23	31	50	36
<b>Total</b>	<b>2,520</b>	<b>2,093</b>	<b>1,999</b>	<b>1,949</b>	<b>2,028</b>



**Table 15. Industrial Benefits, 2004 to 2008**

<b>Amount Paid ('000s)</b>					
	<b>2008</b>	<b>2007</b>	<b>2006</b>	<b>2005</b>	<b>2004</b>
<b>Medical Care</b>	\$9,473	\$6,909	\$6,886	\$5,459	\$5,075
<b>Injury Benefit</b>	\$1,617	\$1,367	\$1,366	\$1,352	\$1,071
<b>Disablement Benefit &amp; Grant</b>	\$3,415	\$3,044	\$2,900	\$2,635	\$2,348
<b>Industrial Death</b>	\$337	\$317	\$287	\$274	\$286
<b>Total</b>	<b>\$14,842</b>	<b>\$11,637</b>	<b>\$11,439</b>	<b>\$9,720</b>	<b>\$8,780</b>
<b>Number of Claims Awarded</b>					
	<b>2008</b>	<b>2007</b>	<b>2006</b>	<b>2005</b>	<b>2004</b>
<b>Medical Care</b>	1,868	2,165	2,165	1,526	927
<b>Injury Benefit</b>	1,623	1,487	1,520	1,537	1,323
<b>Disablement Benefit &amp; Grant</b>	32	35	36	33	50
<b>Industrial Death</b>	2	5	4	6	2
<b>Industrial Funeral*</b>	1	0	0	0	0
<b>Total</b>	<b>3,526</b>	<b>3,692</b>	<b>3,725</b>	<b>3,102</b>	<b>2,302</b>